

Classification in the Presence of Label Noise: a Survey

Benoît Frénay and Michel Verleysen, *Member, IEEE*

Abstract—Label noise is an important issue in classification, with many potential negative consequences. For example, the accuracy of predictions may decrease, whereas the complexity of inferred models and the number of necessary training samples may increase. Many works in the literature have been devoted to the study of label noise and the development of techniques to deal with label noise. However, the field lacks a comprehensive survey on the different types of label noise, their consequences and the algorithms that consider label noise. This paper proposes to fill this gap. First, the definitions and sources of label noise are considered and a taxonomy of the types of label noise is proposed. Second, the potential consequences of label noise are discussed. Third, label noise-robust, label noise cleansing, and label noise-tolerant algorithms are reviewed. For each category of approaches, a short discussion is proposed to help the practitioner to choose the most suitable technique in its own particular field of application. Eventually, the design of experiments is also discussed, what may interest the researchers who would like to test their own algorithms. In this paper, label noise consists of mislabeled instances: no additional information is assumed to be available like e.g. confidences on labels.

Index Terms—Class noise, classification, label noise, mislabeling, robust methods, survey.

I. INTRODUCTION

CLASSIFICATION has been widely studied in machine learning. In that context, the standard approach consists in learning a classifier from a labeled dataset, to predict the class of new samples. However, real-world datasets may contain noise, which is defined in [1] as anything that obscures the relationship between the features of an instance and its class. In [2], noise is also described as consisting of non-systematic errors. Among other consequences, many works have shown that noise can adversely impact the classification performances of induced classifiers [3]. Hence, the ubiquity of noise seems to be an important issue for practical machine learning e.g. in medical applications where most of the medical diagnosis tests are not 100% accurate and cannot be considered a gold standard [4]–[6]. Indeed, classes are not always as easy to distinguish as *lived* and *died* [4]. It is therefore necessary to implement techniques that eliminate noise or reduce its consequences. It is all the more necessary since reliably labeled data are often expensive and time consuming to obtain [4], what explains the commonness of noise [7].

Manuscript received March 22, 2013; revised August 22, 2013; accepted November 21, 2013. Date of publication December 17, 2013; date of current version April 10, 2014.

The authors are with the Institute of Information and Communication Technologies, Electronics and Applied Mathematics, Université catholique de Louvain, Louvain-la-Neuve 1348, Belgium (e-mail: benoit.frenay@uclouvain.be; michel.verleysen@uclouvain.be).

Digital Object Identifier 10.1109/TNNLS.2013.2292894

In the literature, two types of noise are distinguished: feature (or attribute) and class noises [2], [3], [8]. On the one hand, feature noise affects the observed values of the feature, e.g. by adding a small Gaussian noise to each feature during measurement. On the other hand, class noise alters the observed labels assigned to instances, e.g. by incorrectly setting a negative label on a positive instance in binary classification. In [3] and [9], it is shown that class noise is potentially more harmful than feature noise, what highlights the importance of dealing with this type of noise. The prevalence of the impact of label noise is explained by the fact: 1) that there are many features, whereas there is only one label and 2) that the importance of each feature for learning is different, whereas labels always have a large impact on learning. Similar results are obtained in [2]: feature noise appears to be less harmful than class noise for decision trees, except when a large number of features are polluted by feature noise.

Even if there exists a large literature about class noise, the field still lacks a comprehensive survey on different types of label noise, their consequences and the algorithms that consider label noise. This paper proposes to cover the class noise literature. In particular, the different definitions and consequences of class noise are discussed, as well as the different families of algorithms that have been proposed to deal with class noise. As in outlier detection, many techniques rely on noise detection and removal algorithms, but it is shown that more complex methods have emerged. Existing datasets and data generation methods are also discussed, as well as experimental considerations.

In this paper, class noise refers to observed labels that are incorrect. It is assumed that no other information is available, contrarily to other contexts where experts can e.g. provide a measure of confidence or uncertainty on their own labeling or answer with sets of labels. It is important to make clear that only the observed label of an instance is affected, not its true class. For this reason, here, class noise is called label noise.

This paper is organized as follows. Section II discusses several definitions and sources of label noise, as well as a new taxonomy inspired by [10]. The potential consequences of label noise are depicted in Section III. Section IV distinguishes three types of approaches to deal with label noise: label noise-robust, label noise cleansing, and label noise-tolerant methods. The three families of methods are discussed in Sections V–VII, respectively. Section VIII discusses the design of experiments in the context of label noise and Section IX concludes this paper.

II. DEFINITION, SOURCES, AND TAXONOMY OF LABEL NOISE

Label noise is a complex phenomenon, as shown in this section. First, Section II-A defines the label noise and specifies the scope of this survey. Similarities and differences with outliers and anomalies are also highlighted, since outlier detection methods can be used to detect mislabeled instances. Next, Section II-B reviews various sources of label noise, including insufficient information, expert labeling errors, subjectivity of the classes, and encoding and communication problems. Eventually, a taxonomy of the types of label noise is proposed in Section II-C to facilitate further discussions. The proposed taxonomy highlights the potentially complex relationships between the features of instances, their true class and observed label. This complexity should be considered when designing algorithms to deal with label noise, as they should be adapted to the characteristics of label noise.

A. Definition of Label Noise and Scope of the Survey

Classification consists in predicting the class of new samples, using a model inferred from training data. In this paper, it is assumed that each training sample is associated with an observed label. This label often corresponds to the true class of the sample, but it may be *subjected to a noise process before being presented to the learning algorithm* [11]. It is therefore important to distinguish the true class of an instance from its observed label. The process that pollutes labels is called label noise and must be separated from feature (or attribute) noise [2], [3], [8] that affects the value of features. Some authors also consider outliers that are correctly labeled as label noise [12], what is not done here.

In this survey, label noise is considered to be a stochastic process, i.e., the case where the labeling errors may be intentionally (like e.g. in the food industry [13]–[16]) and maliciously induced by an adversary agent [17]–[26] is not considered. Moreover, labeling errors are assumed to be independent from each other [11]. Edmonds [27] shows that noise in general is a complex phenomenon. In some very specific contexts, stochastic label noise can be intentionally introduced e.g. to protect people privacy, in which case its characteristics are completely under control [28]. However, a fully specified model of label noise is usually not available, what explains the need for automated algorithms that are able to cope with label noise. Learning situations where label noise occurs can be called *imperfectly supervised*, i.e. *pattern recognition applications where the assumption of label correctness does not hold for all the elements of the training sample* [29]. Such situations are between supervised and unsupervised learning.

Dealing with label noise is closely related to outlier detection [30]–[33] and anomaly detection [34]–[38]. Indeed, mislabeled instances may be outliers, if their label has a low probability of occurrence in their vicinity. Similarly, such instances may also look anomalous, with respect to the class that corresponds to their incorrect label. Hence, it is natural that many techniques in the label noise literature are very close to outlier and anomaly detection techniques; this is detailed in Section VI. Many of the methods that have been developed

to deal with outliers and anomalies can also be used to deal with label noise (see e.g. [39] and [40]). However, it must be highlighted that mislabeled instances are not necessarily outliers or anomalies, which are subjective concepts [41]. For example, if labeling errors occur in a boundary region where all classes are equiprobable, the mislabeled instances neither are rare events nor look anomalous. Similarly, an outlier is not necessarily a mislabeled sample [42], since it can be due to feature noise or simply be a low-probability event.

B. Sources of Label Noise

As outlined in [1], the identification of the source(s) of label noise is not necessarily important, when the focus of the analysis is on the consequences of label noise. However, when a label noise model has to be embedded directly into the learning algorithm, it may be important to choose a modelling that accurately explains the actual label noise.

Label noise naturally occurs when human experts are involved [43]. In that case, possible causes of label noise include imperfect evidence, patterns that may be confused with the patterns of interest, perceptual errors or even biological artifacts. See [44] and [45] for a philosophical account on probability, imprecision, and uncertainty. More generally, potential sources of label noise include four main classes.

First, the information that is provided to the expert may be insufficient to perform reliable labeling [1], [46]. For example, the results of several tests may be unknown in medical applications [12]. Moreover, the description language may be too limited [47], what reduces the amount of available information. In some cases, the information is also of poor or variable quality. For example, the answers of a patient during anamnesis may be imprecise or incorrect or even may be different if the question is repeated [48].

Second, as above-mentioned, errors can occur in the expert labeling itself [1]. Such classification errors are not always due to human experts, since automated classification devices are used nowadays in different applications [12]. In addition, since collecting reliable labels is a time consuming and costly task, there is an increasing interest in using cheap, easy-to-get labels from nonexpert using frameworks like e.g. the Amazon Mechanical Turk¹ [49]–[52]. Labels provided by nonexpert are less reliable, but [49] shows that the wealth of available labels may alleviate this problem.

Thirdly, when the labeling task is subjective, like e.g. in medical applications [53] or image data analysis [54], [55], there may exist an important variability in the labeling by several experts. For example, in electrocardiogram analysis, experts seldom agree on the exact boundaries of signal patterns [56]. The problem of interexpert variability was also noticed during the labeling of the Penn Treebank, an annotated corpus of over 4.5 million words [57].

Eventually, label noise can also simply come from data encoding or communication problems [3], [11], [46]. For example, in spam filtering, sources of label noise include *misunderstanding the feedback mechanisms and accidental click* [58]. Real-world databases are estimated to contain

¹<https://www.mturk.com>

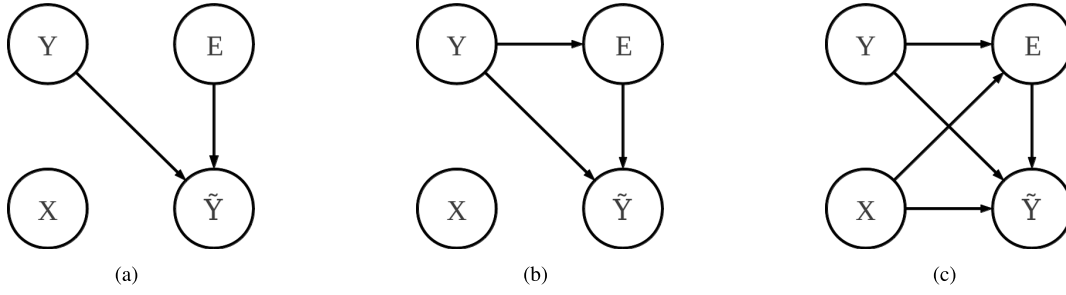


Fig. 1. Statistical taxonomy of label noise inspired by [10]: (a) noisy completely at random (NCAR), (b) noisy at random (NAR), and (c) noisy not at random (NNAR). Arrows report statistical dependencies. Notice the increasing complexity of statistical dependencies in the label noise generation models, from left to right. The statistical link between X and Y is not shown for clarity.

around five percents of encoding errors, all fields taken together, when no specific measures are taken [59]–[61].

C. Taxonomy of Label Noise

In the context of missing values, Schafer and Graham [10] discuss a taxonomy that is adapted below to provide a new taxonomy for label noise. Similarly, Nettleton *et al.* [62] characterize noise generation in terms of its distribution, the target of the noise (features, label, etc.) and whether its magnitude depends on the data value of each variable. Since it is natural to consider label noise from a statistical point of view, Fig. 1 shows three possible statistical models of label noise. To model the label noise process, four random variables are depicted: X is the vector of features, Y is the true class, \tilde{Y} is the observed label, and E is a binary variable telling whether a labeling error occurred ($Y \neq \tilde{Y}$). The set of possible feature values is \mathcal{X} , whereas the set of possible classes (and labels) is \mathcal{Y} . Arrows report statistical dependencies: for example, \tilde{Y} is assumed to always depend on Y (otherwise, there is no sense in using the labels).

1) *Noisy Completely at Random Model*: In Fig. 1(a), the relationship between Y and \tilde{Y} is called *noisy completely at random* (NCAR): the occurrence of an error E is independent of the other random variables, including the true class itself. In the NCAR case, the observed label is different from the true class with a probability $p_e = P(E = 1) = P(Y \neq \tilde{Y})$ [11], sometime called the error rate or the noise rate [63]. In the case of binary classification, NCAR noise is necessarily symmetric: the same percentage of instances are mislabeled in both classes. When $p_e = 1/2$, the labels are useless, since they no longer carry any information [11]. The NCAR setting is similar to the absent-minded professor discussed in [64].

In the case of multiclass classification, it is usually assumed that the incorrect label is chosen at random in $\mathcal{Y} \setminus \{y\}$ when $E = 1$ [11], [65]. In other words, a biased coin is first flipped to decide whether the observed label is correct or not. If the label is wrong, a fair dice with $|\mathcal{Y}| - 1$ faces (where $|\mathcal{Y}|$ is the number of classes) is tossed to choose the observed, wrong label. This particularly simple model is called the *uniform label noise*.

2) *Noisy at Random Model*: In Fig. 1(b), it is assumed that the probability of error depends on the true class Y , what is called here *noisy at random* (NAR). E is still independent of X , but this model allows modeling asymmetric label noise,

i.e. when instances from certain classes are more prone to be mislabeled. For example, in medical case-control studies, control subjects may be more likely to be mislabeled. Indeed, the test that is used to label case subjects may be too invasive (e.g., a biopsy) or too expensive to be used on control subjects and is therefore replaced by a suboptimal diagnostic test for control subjects [66]. Since one can define the labeling probabilities

$$P(\tilde{Y} = \tilde{y} | Y = y) = \sum_{e \in \{0,1\}} P(\tilde{Y} = \tilde{y} | E = e, Y = y) P(E = e | Y = y), \quad (1)$$

the NAR label noise can equivalently be characterized in terms of the labeling (or transition) matrix [67], [68]

$$\gamma = \begin{pmatrix} \gamma_{11} & \cdots & \gamma_{1n_Y} \\ \vdots & \ddots & \vdots \\ \gamma_{n_Y 1} & \cdots & \gamma_{n_Y n_Y} \end{pmatrix} = \begin{pmatrix} P(\tilde{Y} = 1 | Y = 1) & \cdots & P(\tilde{Y} = n_Y | Y = 1) \\ \vdots & \ddots & \vdots \\ P(\tilde{Y} = 1 | Y = n_Y) & \cdots & P(\tilde{Y} = n_Y | Y = n_Y) \end{pmatrix} \quad (2)$$

where $n_Y = |\mathcal{Y}|$ is the number of classes. Each row of the labeling matrix must sum to 1, since $\sum_{\tilde{y} \in \mathcal{Y}} P(\tilde{Y} = \tilde{y} | Y = y) = 1$. For example, the uniform label noise corresponds to the labeling matrix

$$\begin{pmatrix} 1 - p_e & \cdots & \frac{p_e}{n_Y - 1} \\ \vdots & \ddots & \vdots \\ \frac{p_e}{n_Y - 1} & \cdots & 1 - p_e \end{pmatrix}. \quad (3)$$

Notice that NCAR label noise is a special case of NAR label noise. When true classes are known, the labeling probabilities can be directly estimated by the frequencies of mislabeling in data, but it is seldom the case [48]. Alternately, one can also use the incidence-of-error matrix [48]

$$\begin{pmatrix} \pi_1 \gamma_{11} & \cdots & \pi_1 \gamma_{1n_Y} \\ \vdots & \ddots & \vdots \\ \pi_{n_Y} \gamma_{n_Y 1} & \cdots & \pi_{n_Y} \gamma_{n_Y n_Y} \end{pmatrix} = \begin{pmatrix} P(Y = 1, \tilde{Y} = 1) & \cdots & P(Y = 1, \tilde{Y} = n_Y) \\ \vdots & \ddots & \vdots \\ P(Y = n_Y, \tilde{Y} = 1) & \cdots & P(Y = n_Y, \tilde{Y} = n_Y) \end{pmatrix} \quad (4)$$

where $\pi_y = P(Y = y)$ is the prior of class y . The entries of the incidence-of-error matrix sum to one and may be of more practical interest.

With the exception of uniform label noise, NAR label noise is the most commonly studied case of label noise in the literature. For example, Lawrence and Schölkopf [67] consider arbitrary labeling matrices. In [3] and [69], pairwise label noise is introduced: 1) two classes c_1 and c_2 are selected and 2) each instance of class c_1 has a probability to be incorrectly labeled as c_2 and vice versa. For this label noise, only two nondiagonal entries of the labeling matrix are nonzero.

In the case of NAR label noise, it is no longer trivial to decide whether the labels are helpful or not. One solution is to compute the expected probability of error

$$p_e = P(E = 1) = \sum_{y \in \mathcal{Y}} P(Y = y)P(E = 1|Y = y) \quad (5)$$

and to require that $p_e < 1/2$, similarly to NCAR label noise. However, this condition does not prevent the occurrence of very small correct labeling probabilities $P(\tilde{Y} = y|Y = y)$ for some class $y \in \mathcal{Y}$, in particular if the prior probability $P(y)$ of this class is small. Instead, conditional error probabilities $p_e(y) = P(E = 1|Y = y)$ can also be used.

3) *Noisy Not at Random Model*: Most works on label noise consider that the label noise affects all instances with no distinction. However, it is not always realistic to assume the two above types of label noise [11], [70]. For example, samples may be more likely mislabeled when they are similar to instances of another class [70]–[76], as illustrated in [77] where empirical evidence is given that more difficult samples in a text entailment dataset are labeled randomly. It also seems natural to expect less reliable labels in regions of low density [78]–[80], where experts predictions may be actually based on a very small number of similar previously encountered cases.

Let us consider a more complex and realistic model of label noise. In Fig. 1(c), E depends on both variables X and Y , i.e., mislabeling is more probable for certain classes and in certain regions of the X space. This *noisy not at random* (NNAR) model is the most general case of label noise [81], [82]. For example, mislabeling near the classification boundary or in low density regions can only be modeled in terms of NNAR label noise. Such a situation occurs e.g. in speech recognition where automatic speech recognition is more difficult in the case of phonetic similarity between the correct and the recognized words [83]. The context of each word can be considered to detect incorrect recognitions. Notice that the medical literature distinguishes differential (feature dependent, i.e. NNAR) label noise and nondifferential (feature independent, i.e. NCAR or NAR) label noise [84].

The reliability of labels is even more complex to estimate than for NCAR or NAR label noise. Indeed, the probability of error also depends in that case on the value of X . As before, one can define an expected probability of error that becomes

$$p_e = P(E = 1) = \sum_{y \in \mathcal{Y}} P(Y = y) \times \int_{x \in \mathcal{X}} P(X = x|Y = y)P(E = 1|X = x, Y = y)dx \quad (6)$$

if X is continuous. However, this quantity does not reflect the local nature of label noise: in some cases, p_e can be almost zero although the density of labeling errors shows important peaks in certain regions. The quantity $p_e(x, y) = P(E = 1|X = x, Y = y)$ may therefore be more appropriate to characterize the reliability of labels.

III. CONSEQUENCES OF LABEL NOISE ON LEARNING

In this section, the potential consequences of label noise are described to show the necessity to consider label noise in learning problems. Section III-A reviews the theoretical and empirical evidences of the impact of label noise on classification performances, which is the most frequently reported issue. Section III-B shows that the presence of label noise also increases the necessary number of samples for learning, as well as the complexity of models. Label noise may also pose a threat for related tasks, like e.g. class frequencies estimation and feature selection, which are discussed in Section III-C and III-D, respectively.

This section presents the negative consequences of label noise, but artificial label noise also has potential advantages. For example, label noise can be added in statistical studies to protect people privacy: it is used in [28] to obtain statistics for questionnaires, while making impossible to recover individual answers. In [85]–[89], label noise is added to improve classifier results. Whereas bagging produces different training sets by resampling, these works copy the original training set and switch labels in new training sets to increase the variability in data.

A. Deterioration of Classification Performances

The more frequently reported consequence of label noise is a decrease in classification performances, as shown in the theoretical and experimental works described below.

1) *Theoretical Studies of Simple Classifiers*: There exist several theoretical studies of the consequences of label noise on prediction performances. For simple problems and symmetric label noise, the accuracy of classifiers may remain unaffected. Lachenbruch [71] consider e.g. the case of binary classification when both classes have Gaussian distribution with identical covariance matrix. In such a case, a linear discriminant function can be used. For a large number of samples, the consequence of uniform noise is noticeable only if the error rates α_1 and α_2 in each class are different. In fact, the change in decision boundary is completely described in terms of the difference $\alpha_1 - \alpha_2$. These results are also discussed asymptotically in [90].

The results of Lachenbruch [71] are extended in [91] for quadratic discriminant functions, i.e. Gaussian conditional distributions with unequal covariance matrices. In that case, prediction is affected even when label noise is symmetric among the classes ($\alpha_1 = \alpha_2$). Consequences worsen when differences in covariance matrices or misclassification rates increase. Michalek and Tripathi [92] and Bi and Jeske [93] show that label noise affects normal discriminant and logistic regression: their error rates are increased and their parameters are biased. Logistic regression seems to be less affected.

In [64], the single-unit perceptron is studied in the presence of label noise. If the teacher providing learning samples is absent minded, i.e. labels are flipped with a given probability (uniform noise), the performances of a learner who takes the labels for granted are damaged and even get worse than the performances of the teacher.

Classification performances of the k nearest neighbors (k NN) classifier are also affected by label noise [94], [95], in particular when $k = 1$ [96]. Okamoto and Nobuhiro [96] present an average-case analysis of the k NN classifier. When k is optimized, the consequences of label noise are reduced and remain small unless a large amount of label noise is added. The optimal value of k depends on both the number of training instances and the presence of label noise. For small noise-free training sets, 1NN classifiers are often optimal. However, as soon as label noise is added, the optimal number of neighbors k is shown to monotonically increase with the number of instances even for small training sets, what seems natural since 1NN classifiers are particularly affected by label noise.

2) *Experimental Assessment of Specific Models*: Apart from theoretical studies, many works show experimentally that label noise may be harmful. First, the impact of label noise is not identical for all types of classifiers. As detailed in Section V, this fact can be used to cope (at least partially) with label noise. For example, Nettleton *et al.* [62] compare the impact of label noise on four different supervised learners: naive Bayes, decision trees induced by C4.5, k NNs, and support vector machines (SVMs). In particular, naive Bayes achieves the best results, what is attributed to the conditional independence assumption and the use of conditional probabilities. This should be contrasted with the results in [12], where naive Bayes is sometime dominated by C4.5 and k NNs. The poor results of SVMs are attributed to its reliance on support vectors and the feature interdependence assumption.

In text categorization, Zhang and Yang [97] consider the robustness of regularized linear classification methods. Three linear methods are tested by randomly picking and flipping labels: linear SVMs, ridge regression, and logistic regressions. The experiments show that the results are dramatically affected by label noise for all three methods, which obtain almost identical performances. Only 5% of flipped labels already leads to a dramatic decrease of performances, what is explained by the presence of a relatively very small classes with only a few samples in their experiments.

Several studies have shown that boosting [98] is affected by label noise [99]–[102]. In particular, the adaptive boosting algorithm AdaBoost tends to spend too much efforts on learning mislabeled instances [100]. During learning, successive weak learners are trained and the weights of instance that are misclassified at one step are increased at the next step. Hence, in the late stages of learning, AdaBoost tends to increase the weights of mislabeled instances and starts overfitting [103], [104]. Dietterich [100] clearly shows that the mean weight per training sample becomes larger for mislabeled samples than for correctly labeled samples as learning goes on. Interestingly, it has been shown in [105]–[108] that AdaBoost *tends to increase the margins of the training examples* [109] and

achieves asymptotically a decision with hard margin very similar to the one of SVMs for the separable case [108]. This may not be a good idea in the presence label noise and may explain why AdaBoost overfits noisy training instances. In [110], it is also shown that ensemble methods can fail simply because the presence of label noise affects the ensembled models. Indeed, learning through multiple models becomes harder for large levels of label noise, where some samples *become more difficult for all models* and are therefore seldom correctly classified by an individual model.

In systems that learn Boolean concepts with disjuncts, Weiss [111] explains that small disjuncts (which individually cover only a few examples) are more likely to be affected by label noise than large disjuncts covering more instances. However, only large levels of label noise may actually be a problem. For decision trees, it appears in [2] that *destroying class information produces a linear increase in error*. Taking logic to extremes, *when all class information is noise, the resulting decision tree classifies objects entirely randomly*.

Another example studied in [58] is spam filtering where performances are decreased by label noise. Spam filters tend to overfit label noise, due to aggressive online update rules that are designed to quickly adapt to new spam.

3) *Additional Results for More Complex Types of Label Noise*: The above works deal with NAR label noise, but more complex types of label noise have been studied in the literature. For example, in the case of linear discriminant analysis (LDA), i.e. binary classification with normal class distributions, Lachenbruch [70] considers that mislabeling systematically occurs when samples are too far from the mean of their true class. In that NNAR label noise model, *the true probabilities of misclassification are only slightly affected*, whereas the populations are better separated. This is attributed to the reduction of the effects of outliers. However, the apparent error rate [112] of LDA is highly influenced, what may cause the classifier to overestimate its own efficiency.

LDA is also studied in the presence of label noise by [72], which generalizes the results of [70], [71], [90]–[92]. Let us define: 1) the misallocation rate α_y for class y , i.e. the number of samples with label y that belong to the other class and 2) a z -axis that passes through the center of both classes and is oriented toward the positive class, such that each center is located at $z = \pm \Delta/2$. In [72], three label noise models are defined and characterized in terms of the *probability of misallocation* $g_y(z)$, which is a monotone decreasing (increasing) function of z for positive (negative) samples. In random misallocation, $g_y(z) = \alpha_y$ is constant for each class, what is equivalent to the NAR label noise. In truncated label noise, $g(z)$ is zero as long as the instance is close enough to the mean of its class. Afterward, the mislabeling probability is equal to a small constant. This type of NNAR label noise is equivalent to the model of [70] when the constant is equal to one. Eventually, in the exponential model, the probability of misallocation becomes for the negative class

$$g_y(z) = \begin{cases} 0 & \text{if } z \leq -\frac{\Delta}{2} \\ 1 - \exp\left(-\frac{1}{2}k_y\left(z + \frac{\Delta}{2}\right)^2\right) & \text{if } z > -\frac{\Delta}{2} \end{cases} \quad (7)$$

where Δ is the distance between the centers of both classes and $k_y = (1 - 2\alpha_y)^{-2}$. A similar definition is given for the positive class. For equivalent misallocation rates α_y , random misallocation has more consequences than truncated label noise, in terms of influence on the position and variability of the discriminant boundary. In turn, truncated label noise itself has more consequences than exponential label noise. The same ordering appears when comparing misclassification rates.

B. Consequences on Learning Requirements and Model Complexity

Label noise can affect learning requirements (e.g., number of necessary instances) or the complexity of learned models. For example, Quinlan [2] warns that the size of decision trees may increase in case of label noise, making them overly complicated, what is confirmed experimentally in [46]. Similarly, Abellán and Masegosa [104] show that the number of nodes of decision trees induced by C4.5 for bagging is increased, while the resulting accuracy is reduced. Reciprocally, Brodley and Friedl [46] and Libralon *et al.* [113] show that removing mislabeled samples reduces the complexity of SVMs (number of support vectors), decision trees induced by C4.5 (size of trees) and rule-based classifiers induced by RIPPER (number of rules). Postpruning also seems to reduce the consequences of label noise [104]. Noise reduction can therefore produce models that are easier to understand, what is *desirable in many circumstances* [114]–[116].

In [11], it is shown that the presence of uniform label noise in the probably approximately correct (PAC) framework [117] increases the number of necessary samples for PAC identification. An upper bound for the number of necessary samples is given, which is strengthened in [118]. Similar bounds are also discussed in [65] and [119]. Also, Angluin and Laird [11] discuss the feasibility of PAC learning in the presence of label noise for propositional formulas in conjunctive normal form, what is extended in [120] for Boolean functions represented by decision trees and in [73] and [121] for linear perceptrons.

C. Distortion of Observed Frequencies

In medical applications, it is often necessary to perform medical tests for disease diagnosis, to estimate the prevalence of a disease in a population or to compare (estimated) prevalence in different populations. However, label noise can affect the observed frequencies of medical test results, what may lead to incorrect conclusions. For binary tests, Bross [4] shows that mislabeling may pose a serious threat: the observed mean and variance of the test answer is strongly affected by label noise. Let us consider a simple example taken from [4]: if the minority class represents 10% of the dataset and 5% of the test answers are incorrect (i.e. patients are mislabeled), the observed proportion of minority cases is $0.95 \times 10\% + 0.05 \times 90\% = 14\%$ and is therefore overestimated by 40%. Significance tests that assess the difference between the proportions of both classes in two populations are still valid in case of mislabeling, but their power may be strongly reduced. Similar problems occur e.g. in consumer survey analysis [122].

Frequency estimates are also affected by label noise in multiclass problems. Hout and Heijden [28] discuss the case of artificial label noise which can be intentionally introduced after data collection to preserve privacy. Since the label noise is fully specified in this case, it is possible to adjust the observed frequencies. When a model of the label noise is not available, Tenenbein [123] proposes to solve the problem pointed by [4] using double sampling, which uses two labelers: an expensive, reliable labeler and a cheap, unreliable labeler. The model of mislabeling can thereafter be learned from both sets of labels [124], [125]. In [48], the case of multiple experts is discussed in the context of medical anamnesis; an algorithm is proposed to estimate the error rates of the experts.

Evaluating the error rate of classifiers is also important for both model selection and model assessment. In that context, Lam and Stork [126] show that label noise can have an important impact on the estimated error rate, when test samples are also polluted. Hence, mislabeling can also bias model comparison. As an example, a spam filter *with a true error rate of 0.5%, for example, might be estimated to have an error rate between 5.5% and 6.5% when evaluated using labels with an error rate of 6.0%, depending on the correlation between filter and label errors* [127].

D. Consequences for Related Tasks

The aforementioned consequences are not the only possible consequences of label noise. For example, Zhang *et al.* [128] show that the consequences of label noise are important in feature selection for microarray data. In an experiment, only one mislabeled sample already leads to about 20% of not identified discriminative genes. Notice that in microarray data, only few data are available. Similarly, Shanab *et al.* [129] show that label noise decreases the stability of feature rankings. The sensitivity of feature selection to label noise is also illustrated for logistic regression in [130]. A methodology to achieve feature selection for classification problems polluted by label noise is proposed in [131], based on a probabilistic label noise model combined with a nearest neighbors-based estimator of the mutual information.

E. Conclusion

This section shows that the consequences of label noise are important and diverse: decrease in classification performances, changes in learning requirements, increase in the complexity of learned models, distortion of observed frequencies, difficulties to identify relevant features, etc. The nature and the importance of the consequences depend, among others, on the type and the level of label noise, the learning algorithm, and the characteristics of the training set. Hence, it seems important for the machine learning practitioner to deal with label noise and to consider these factors, prior to the analysis of polluted data.

IV. METHODS TO DEAL WITH LABEL NOISE

In light of the various consequences detailed in Section III, it seems important to deal with label noise. In the literature,

there exist three main approaches to take care of label noise [12], [82], [132]–[137]; these approaches are described below. Manual review of training samples is not considered in this survey, because it is usually prohibitively costly and time consuming, if not impossible in the case of large datasets.

A first approach relies on algorithms that are naturally robust to label noise. In other words, the learning of the classifier is assumed to be not too sensitive to the presence of label noise. Indeed, several studies have shown that some algorithms are less influenced than others by label noise, what advocates for this approach. However, label noise is not really considered in this type of approach. Label noise handling is entrusted to overfitting avoidance [132]–[134].

Second, one can try to improve the quality of training data using filter approaches. In such a case, noisy labels are typically identified and being dealt with before training occurs. Misclassified instances can either be relabeled or simply removed [138]. Filter approaches are cheap and easy to implement, but some of them are likely to remove a substantial amount of data.

Eventually, there exist algorithms that directly model label noise during learning or which have been modified to consider label noise in an embedded fashion. The advantage of this approach is to separate the classification model and the label noise model, what allows using information about the nature of label noise.

The literature for the three above trends of approaches is reviewed in the three next sections. In some cases, it is not always clear whether an approach belongs to one category or the other. For example, some of the label noise-tolerant variants of SVMs could also be observed as filtering. Table I shows an overview of the main methods considered in this paper. At the end of each section, a short discussion of the strengths and weaknesses of the described techniques is proposed, to help the practitioner in its choice. The three following sections are strongly linked with Section III. Indeed, the knowledge of the consequences of label noise allows one to avoid some pitfalls and to design algorithms that are more robust or tolerant to label noise. Moreover, the consequences of label noise themselves can be used to detect mislabeled instances.

V. LABEL NOISE-ROBUST MODELS

This section describes models that are robust to the presence of label noise. Even if label noise is neither cleansed nor modeled, such models have been shown to remain relatively effective when training data are corrupted by small amounts of label noise. Label noise-robustness is discussed from a theoretical point of view in Section V-A. Then, the robustness of ensemble methods and decision trees are considered in Section V-B and V-C, respectively. Eventually, various other methods are discussed in Section V-D and V-E concludes about the practical use of label noise-robust methods.

A. Theoretical Considerations on the Robustness of Losses

Before we turn to empirical results, a first, fundamental question is whether it is theoretically possible (and under what

circumstances) to achieve perfect label noise-robustness. To have a general view of label noise-robustness, Manwani and Sastry [82] study learning algorithms in the empirical risk minimization (ERM) framework for binary classification. In ERM, the cost of wrong predictions is measured by a loss and classifiers are learned by minimizing the expected loss for future samples, which is called the risk. The more natural loss is the 0-1 loss, which gives a cost of 1 in case of error and is zero otherwise. However, the 0-1 loss is neither convex nor differentiable, what makes it intractable for real learning algorithms. Hence, others losses are often used in practice, which approximate the 0-1 loss by a convex function, called a surrogate [139].

In [82], risk minimization under a given loss function is defined as label noise-robust if the probability of misclassification of inferred models is identical, irrespective of label noise presence. It is demonstrated that the 0-1 loss is label noise-robust for uniform label noise [140] or when it is possible to achieve zero error rate [81]; see e.g. [74] for a discussion in the case of NNAR label noise. The least-square loss is also robust to uniform label noise, which guarantees the robustness of the Fisher linear discriminant in that specific case. Other well-known losses are shown to be not robust to label noise, even in the uniform label noise case: 1) the exponential loss, which leads to AdaBoost; 2) the log loss, which leads to logistic regression; and 3) the hinge loss, which leads to SVMs. In other words, one can expect most of the recent learning algorithms in machine learning to be not completely label noise-robust.

B. Ensemble Methods: Bagging and Boosting

In the presence of label noise, bagging achieves better results than boosting [100]. On the one hand, mislabeled instances are characterized by large weights in AdaBoost, which spends too much effort in modeling noisy instances [104]. On the other hand, mislabeled samples increase the variability of the base classifiers for bagging. Indeed, since each mislabeled sample has a large impact on the classifier and bagging repeatedly selects different subsets of training instances, each resampling leads to a quite different model. Hence, the diversity of base classifiers is improved in bagging, whereas the accuracy of base classifiers in AdaBoost is severely reduced.

Several algorithms have been shown to be more label noise-robust than AdaBoost [101], [102], e.g., LogitBoost [141], and BrownBoost [142]. In [108] and [143]–[145], boosting is casted as a margin maximization problem and slack variables are introduced to allow a given fraction of patterns to stand in the margin area. Similar to soft-margin SVMs, these works propose to allow boosting to misclassify some of the training samples, what is not directly aimed at dealing with label noise but robustifies boosting. Moreover, this approach can be used to find difficult or informative patterns [145].

C. Decision Trees

It is well known that decision trees are greatly impacted by label noise [2], [104]. In fact, their instability makes them well

TABLE I
CLASSIFICATION OF THE METHODS REVIEWED IN SECTIONS V–VII WITH SOME SELECTED EXAMPLES OF TYPICAL METHODS
FOR EACH CLASS. THE TABLE HIGHLIGHTS THE STRUCTURE OF EACH SECTION, SUMMARIZES THEIR
RESPECTIVE CONTENT AND POINTS TO SPECIFIC REFERENCES

Section V: label noise-robust methods	Section VII.A: probabilistic label noise-tolerant methods
<p>A robust losses for classification [74], [81], [82], [140]</p> <p>B ensemble methods like LogitBoost [141], BrownBoost [142] and boosting with margin maximisation [108], [143]–[145]</p> <p>C split criteria for trees like the imprecise info-gain [104], [148]–[150]</p>	<p>A.1 Bayesian approaches [68] including e.g. 1) priors on the mislabelling probabilities [5], [122], [227], [228] like Beta priors [5], [128], [229], [230], [232]–[236] and Dirichlet priors [237], [238], 2) Bayesian methods for logistic regression [130], [236], [239]–[241], hidden Markov models [84] and graphical models [242] and 3) procedures based on mislabelling indicator variables [128], [235], [245], [246]</p> <p>A.2 frequentist approaches including e.g. mixture models [249], [250] and label noise model-based methods [66], [67], [251]–[256]</p> <p>A.3 clustering methods assigning clusters to classes [136], [262], [263]</p> <p>A.4 belief function-based methods that directly infer belief masses from data [78], [80], [271] to account for the uncertainty on labels</p>
Section VI: data cleansing methods	Section VII.B model-based label noise-tolerant methods
<p>A detection of mislabelled instances with measures like the classification confidence [157] and the model complexity [158]–[162]</p> <p>B model predictions-based filtering, i.e. 1) classification filtering that remove misclassified training instances [165]–[167] with e.g. local models [115], [116], [174], [178], 2) voting filtering [46], [138], [161], [173], [180], [182]–[184] and 3) partition filtering [69], [185]</p> <p>C model influence [53], [187], [188] and introspection [64]</p> <p>D k nearest neighbours-based methods [95], [193], including e.g. CNN [195], RNN [196], BBNR [197], DROP1-6 [95], [193], GE [29], [200], IB3 [204], [205], Tomek links [206], [207] and PRISM [208]</p> <p>E neighbourhood graph-based methods [94], [209], [212]–[214]</p> <p>F ensemble-based methods with removal of e.g. instances with highest weights [184], [215] and often misclassified instances [217]</p>	<p>B.1 embedded data cleansing for SVMs [273]–[277] and robust losses [280], [285] to produce label noise-tolerant SVMs without filtering</p> <p>B.2 label noise-tolerant variants of the perceptron algorithm [286] like the λ-trick [287], [288], the α-bound [289] and PAM [286], [290]</p> <p>B.3 decision trees with a good trade-off between accuracy and simplicity obtained using e.g. the CN2 algorithm [291]</p> <p>B.4 boosting methods that 1) carefully update weights like MadaBoost [292], AveBoost [293] and AveBoost2 [294], 2) combine bagging and boosting like BB [297] and MB [298] and 3) distinguish safe, noisy and borderline patterns like reverse boosting [299]</p> <p>B.5 semi-supervised methods that 1) prevent mislabelled instances to influence the label of unlabelled instances [7], 2) detect mislabelled instances using unlabelled instances [300]–[302] and 3) deal with mistakes done when labelling unlabelled samples like in [304]–[306] or in the case of co-training [307]–[309]</p>

suited for ensemble methods [146]–[148]. In [148], different node split criteria are compared for ensembles of decision trees in the presence of label noise. The imprecise info-gain [149] is shown to improve accuracy, with respect to the information gain, the information gain ratio and the Gini index. Compared with ensembles of decision trees inferred by C4.5, Abellán and Masegosa [104] also show that the imprecise info-gain allows reducing the size of the decision trees. Eventually, they observe that postpruning of decision trees can reduce the impact of label noise. The approach is extended for continuous features and missing data in [150].

D. Other Methods

Most of the studies on label noise robustness have been presented in Section III. They show that complete label noise robustness is seldom achieved, as discussed in Section V-A. An exception is [81], where the 0-1 loss is directly optimized using a team of continuous-action learning automata: 1) a probability distribution is defined on the weights of a linear classifier; 2) weights are repetitively drawn from the distribution to classify training samples; and 3) the 0-1 losses for the training samples are used at each iteration as a rein-

forcement to progressively tighten the distribution around the optimal weights. In the case of separable classes, the approach converges to the true optimal separating hyperplane, even in the case of NNAR label noise. In [151], 11 classifiers are compared on imbalanced datasets with asymmetric label noise. In all cases, the performances of the models are affected by label noise. Random forests [147] are shown to be the most robust among the eleven methods, what is also the case in another study by the same authors [152]. C4.5, radial basis function networks and rule-based classifiers obtain the worst results. The sensitivity of C4.5 to label noise is confirmed in [153], where multilayer perceptrons are shown to be less affected. In [135], a new artificial immune recognition system is proposed, called RWTSAIRS, which is shown to be less sensitive to label noise. In [154], two procedures based on argumentation theory are also shown to be robust to label noise. In [12], it is shown that feature extraction can help to reduce the impact of label noise. Also, Sàez *et al.* [9], [155] show that using one-versus-one decomposition in multiclass problems can improve the robustness, which could be due to the *distribution of the noisy examples in the subproblems*, the *increase of the separability of the classes*, and *collecting information from different classifiers*.

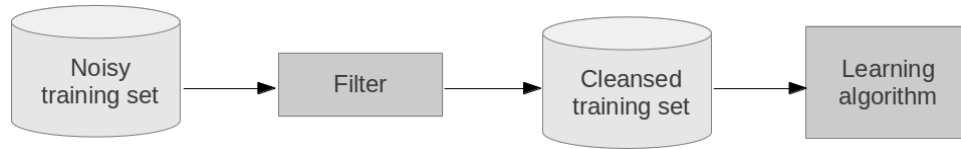


Fig. 2. General procedure for learning in the presence of label noise with training set cleansing, inspired by [46].

E. Discussion

Theoretically, common losses in machine learning are not completely robust to label noise [139]. However, overfitting avoidance techniques like, e.g., regularization can be used to partially handle label noise [132]–[134], even if label noise *may interfere with the quality of the classifier, whose accuracy might suffer and the representation might be less compact* [132]. Experiments in the literature show that the performances of classifiers inferred by label noise-robust algorithms are still affected by label noise. Label noise-robust methods seem to be adequate only for simple cases of label noise that can be safely managed by overfitting avoidance.

VI. DATA CLEANSING METHODS FOR LABEL NOISE-POLLUTED DATASETS

When training data are polluted by label noise, an obvious and tempting solution consists in cleansing the training data themselves, what is similar to outlier or anomaly detection. However, detecting mislabeled instances is seldom trivial: Weiss and Hirsh [156] show e.g. in the context of learning with disjuncts that true exceptions may be hard to distinguish from mislabeled instances. Hence, many methods have been proposed to cleanse training sets, with different degrees of success. The whole procedure is shown by Fig. 2, which is inspired by [46]. This section describes several methods that detect, remove, or relabel mislabeled instances. First, simple methods based on thresholds are presented in Section VI-A. Model prediction-based filtering methods are discussed in Section VI-B, which includes classification, voting, and partition filterings. Methods based on measures of the impact of label noise and introspection are considered in Section VI-C. Section VI-D, VI-E, and VI-F address methods based on nearest neighbors, graphs and ensembles. Eventually, several other methods are discussed in Section VI-G and a general discussion about data cleansing methods is proposed in Section VI-H.

A. Measures and Thresholds

Similar to outlier detection [30]–[33] and anomaly detection [34]–[38], several methods in label noise cleansing are based on *ad hoc* measures. Instances can e.g. be removed when the *anomaly measure* exceeds a predefined threshold. For example, in [157], the entropy of the conditional distribution $P(Y|X)$ is estimated using a probabilistic classifier. Instances with a low entropy correspond to confident classifications. Hence, such instances for which the classifier disagrees with the observed label are relabeled using the predicted label.

As discussed in Section III, label noise may increase the complexity of inferred models. Therefore, complexity

measures can be used to detect mislabeled instances that disproportionately increase model complexity when added to the training set. In [158], the complexity measure for inductive concept learning is the number of literals in the hypothesis. A cleansing algorithm is proposed, which: 1) finds for each literal the minimal set of training samples whose removal would allow going without the literal and 2) awards one point to each sample in the minimal set. Once all literals have been reviewed, the sample with the higher score is removed, if the score is high enough. This heuristic produces less complex models. Similarly, Gamberger and Lavrač [159] measure the complexity of the least complex correct hypothesis (LCCH) for a given training set. Each training set is characterized by a LCCH value and is *saturated* if its LCCH value is equal to the complexity of the target hypothesis. Mislabeled samples are removed to obtain a saturated training set. Gamberger *et al.* [160]–[162] elaborate on the above notions of complexity and saturation, which results in the so-called saturation filter.

B. Model Predictions-Based Filtering

Several data cleansing algorithms rely on the predictions of classifiers: classification, voting, and partition filterings. In [163], such methods are extended in the context of cost-sensitive learning, whereas Khoshgoftaar and Rebours [164] propose a generic algorithms that can be specialized to classification, voting, or partition filterings by a proper choice of parameters.

1) *Classification Filtering*: The predictions of classifiers can be used to detect mislabeled instances, what is called *classification filtering* [161], [164]. For example, [165] learns a SVM using the training data and removes all instances that are misclassified by the SVM. A similar method is proposed in [166] for neural networks. Miranda *et al.* [167] extend the approach of [165]: four classifiers are induced by different machine learning techniques and are combined by voting to detect mislabeled instances. The above methods can be applied to any classifier, but it eliminates all instances that on the wrong side of the classification boundary, what be can dangerous [168], [169]. In fact, as discussed in [170], classification filtering (and data cleansing in general) suffers from a *chicken-and-egg* dilemma, since: 1) good classifiers are necessary for classification filtering and 2) learning in the presence of label noise may precisely produce poor classifiers. An alternative is proposed in [169], which: 1) defines a pattern as informative if *it is difficult to predict by a model trained on previously seen data* and 2) send a pattern to the human operator for checking if its informativeness is above a threshold found by cross-validation. Indeed, such patterns can either be atypical patterns that are actually informative

or garbage patterns. The level of surprise is considered to be a good indication of how informative a pattern is, what is quantified by the information gain $-\log P(Y = y|X = x)$.

In [171], an iterative procedure called robust-C4.5 is introduced. At each iteration: 1) a decision tree is inferred and pruned by C4.5 and 2) training samples that are misclassified by the pruned decision tree are removed. The procedure is akin to regularization, in that the model is repeatedly made simpler. Indeed, each iteration removes training samples, what in turn allows C4.5 to produce smaller decision trees. Accuracy is slightly improved, whereas the mean and variance of the tree size are decreased. Hence, smaller and more stable decision trees are obtained, which also perform better. Notice that caution is advised when comparing sizes of decision trees in data cleansing [172], [173]. Indeed, Oates and Jensen [172] show that the size of decision trees naturally tends to increase linearly with the number of instances. It means that the removal of randomly selected training samples already leads to a decrease in tree sizes. Therefore, [172] proposes the measure

$$100 \times \left(\frac{\text{initial tree size} - \text{tree size with random filtering}}{\text{initial tree size} - \text{tree size with studied filtering}} \right) \quad (8)$$

to estimate the percentage of decrease in tree size which is simply due to a reduction in the number of samples. For example, Oates and Jensen [172] shows experimentally for robust-C4.5 that 42% of the decrease in tree size can be imputed to the sole reduction in training set size, whereas the remaining 58% are due to an appropriate choice of the instances to be removed. A similar analysis could be done for other methods in this section.

Local models [174] can also be used to filter mislabeled training samples. Such models are obtained by training a standard model like e.g. LDA [175] or a SVM [176], [177] on a training set consisting of the k nearest neighbors of the sample to be classified. Many local models have to be learnt, but the respective local training sets are very small. In [116], local SVMs are used to reject samples for which the prediction is not confident enough. In [115], the local SVM noise reduction method is extended for large datasets, by reducing the number of SVMs to be trained. In [178], a sample is removed if it is misclassified by a k nearest centroid neighbors classifier [179] trained when the sample itself is removed from the training set.

2) *Voting Filtering*: Classification filtering faces the risk to remove too many instances. To solve this problem, ensembles of classifiers are used in [46], [138], and [180] to identify mislabeled instances, what is inspired by outlier removal in regression [181]. The first step consists in using a K -fold cross-validation scheme, which creates K pairs of distinct training and validation datasets. For each pair of sets, m learning algorithms are used to learn m classifiers using the training set and to classify the samples in the validation set. Therefore, m classifications are obtained for each sample, since each instance belongs to exactly one validation set. The second step consists in inferring from the m predictions whether a sample is mislabeled or not, what is called voting filtering in [173] or ensemble filtering in [164]. Two possibilities are studied in [46], [138], and [180]: a majority vote and a

consensus vote. Whereas majority vote classifies a sample as mislabeled if a majority of the m classifiers misclassified it, the consensus vote requires that all classifiers have misclassified the sample. One can also require high agreement of classifiers, i.e. misclassification by more than a given percentage of the classifiers [182]. The consensus vote is more conservative than the majority vote and results in a few removed samples. The majority vote tends to throw out too many instances [183], but performs better than consensus vote, because keeping mislabeled instances seems to harm more than removing too many correctly labeled samples.

The K -fold cross-validation is also used in [161]. For each training set, a classifier is learnt and directly filters its corresponding validation set. The approach is intermediate between [46], [138], [165], [180] and has been shown to be nonselective, i.e. *too many samples are detected as being potentially noisy* [161]. Eventually, Verbaeten [173] performs an experimental comparison of some of the above methods and proposes several variants. In particular, m classifiers from the same type are learnt using all combinations of the $K - 1$ parts in the training set. Voting filters are also iterated until no more samples are removed. In [184], voting filters are obtained by generating the m classifiers using bagging: m training sets are generated by resampling and the inferred classifiers are used to classify all instances in the original training set.

3) *Partition Filtering*: Classification filtering is adapted for large and distributed datasets in [69] and [185], which propose a partition filter. In the first step, samples are partitioned and rules are inferred for each partition. A subset of *good* rules are chosen for each partition using two factors that measure the classification precision and coverage for the partition. In the second step, all samples are compared to the good rules of all partitions. If a sample is not covered by a set of rules, it is not classified; otherwise, it is classified according to these rules. This mechanism allows distinguishing between the exceptions (not covered by the rules) and mislabeled instances (covered by the rules, but misclassified). Majority or consensus vote is used to detect mislabeled instances. Privacy is preserved in distributed datasets, since each site (or partition) only shares its good rules. The approach is experimentally shown to be less aggressive than [161]. In [186], partitioning is repeated and several classifiers are learned for each partition. If all classifiers predict the same label that is different from the observed label, the instance is considered as potentially mislabeled. Votes are summed over all iterations and can be used to order the instances.

C. Model Influence and Introspection

Mislabeled instances can be detected by analyzing their impact on learning. For example, Malossini *et al.* [53] define the leave-one-out perturbed classification (LOOPC) matrix, where the (i, j) entry is the label predicted for the j th training sample if: 1) the j th sample itself is removed from the training set and 2) the label of the i th sample is flipped. The LOOPC matrix is defined only for binary classification. Two algorithms are proposed to analyze the LOOPC matrix in search for wrong labels. The classification-stability algorithm (CL-stability) analyses each column to detect suspicious samples:

good samples are expected to be consistently classified even in the case of small perturbation in training data. The leave-one-out-error-sensitivity (LOOE-sensitivity) algorithm detects samples whose label flip improves the overall results of the classifier. The computation of the LOOPC matrix is expensive, but it can be afforded for small datasets. Experiments show that CL-stability dominates LOOE-sensitivity. The approach is extended in [187] and [188].

Based on introspection, Heskes [64] proposes an online learning algorithm for the single-unit perceptron, when labels coming from the teacher are polluted by uniform noise. The presented samples are accepted only when the confidence of the learner in the presented labeled sample is large enough. The propensity of the learner to reject suspicious labels is called the stubbornness: the learner only accepts to be taught when it does not contradict its own model too much. The stubbornness of the learner has to be tuned, since discarding too many samples may slow the learning process. An update rule is proposed for the student self-confidence: the stubbornness is increased by learner-teacher contradictions, whereas learner-teacher agreements decrease stubbornness. The update rule itself depends on the student carefulness that reflects the confidence of the learner and can be chosen to outperform any absent-minded teacher.

D. k NN-Based Methods

The k NN classifiers [189], [190] are sensitive to label noise [94], [95], in particular for small neighborhood sizes [96]. Hence, it is natural that several methods have emerged in the k NN literature for cleansing training sets. Among these methods, many are presented as *editing methods* [191], what may be a bit misleading: most of these methods do not edit instances, but rather edit the training set itself by removing instances. Such approaches are also motivated by the particular computational and memory requirements of k NN methods for prediction, which linearly depend on the size of the training set. See e.g. [192] for a discussion on instance selection methods for case-based reasoning.

Wilson and Martinez [95], [193] provide a survey of k NN-based methods for data cleansing, propose several new methods and perform experimental comparisons. Wilson and Martinez [95] show that mislabeled training instances degrade the performances of both the k NN classifiers built on the full training set and the instance selection methods that are not designed to take care of label noise. This section presents solutions from the literature and is partially based on [95] and [193]. See e.g. [194] for a comparison of several instance-based noise reduction methods.

k NN-based instance selection methods are mainly based on heuristics. For example, the condensed nearest neighbors (CNN) rule [195] builds a subset of training instances that allows classifying correctly all other training instances. However, such a heuristic systematically keeps mislabeled instances in the training set. There exist other heuristics that are more robust to label noise. For example, the reduced nearest neighbors (RNN) rule [196] successively removes instances whose removal do not cause other instances to be

misclassified, i.e. it removes noisy and internal instances. The blame-based noise reduction (BBNR) algorithm [197] removes all instances that contribute to the misclassification of another instance and whose removal does not cause any instance to be misclassified. In [198] and [199], instances are ranked based on a score *rewarding the patterns that contribute to a correct classification and punishing those that provide a wrong one*. An important danger of instance selection is to remove too many instances [200], if not all instances in some pathological cases [95].

More complex heuristics exist in the literature; see e.g. [113] and [201] for an experimental comparison for gene expression data. For example, Wilson [202] removes instances whose label is different from the majority label in its $k = 3$ nearest neighbors. This method is extended in [203] by the all- k nearest neighbors method. In [95] and [193], six heuristics are introduced and compared with other methods: DROP1-6. For example, DROP2 is designed to reduce label noise using the notion of instance *associates*, which have the instance itself in their k nearest neighbors. DROP2 removes an instance if its removal does not change the number of its associates that are incorrectly classified in the original training set. This algorithm tends to retain instances that are close to the classification boundary. In [200], generalized edition (GE) checks whether there are at least k' samples in the locally majority class among the k neighbors of an instance. In such a case, the instance is relabeled with the locally majority label, otherwise it is simply removed from the training set. This heuristic aims at keeping only instances with strong support for their label. Barandela and Gasca [29] show that a few repeated applications of the GE algorithm improves results in the presence of label noise.

Other instance selection methods designed to deal with label noise include e.g. IB3, which *employs a significance test to determine which instances are good classifiers and which ones are believed to be noisy* [204], [205]. Lorena *et al.* [206] propose to use Tomek links [207] to filter noisy instances for splice junction recognition. Different instance selection methods are compared in [114]. In [192], a set of instances are selected using Fisher discriminant analysis, while maximizing the diversity of the reduced training set. The approach is shown to be robust to label noise for a simple artificial example. In [208], different heuristics are used to distinguish three types of training instances: normal instances, border samples and instances that should be misclassified (ISM). ISM instances are such that, *based on the information in the dataset, the label assigned by the learning algorithm is the most appropriate even though it is incorrect*. For example, one of the heuristics uses a nearest neighbors approach to estimate the hardness of a training sample, i.e. how hard it is to classify correctly. ISM instances are simply removed, what results in the so-called PRISM algorithm.

E. Graph-Based Methods

Several methods in the data cleansing literature are similar to k NN-based editing methods, except that they represent training sets by *neighborhood graphs* [209] where the

instances (or nodes) are linked to other close instances. The edge between the two instances can be weighted depending on the distance between them. Such methods work directly on the graphs to detect noisy instances. For example, Sánchez *et al.* [94] propose variants of k NN-based algorithms which use Gabriel graphs and relative neighborhood graphs [210], [211]. In [212] and [213], mode filters, which preserve edges and remove impulsive noise in images, are extended to remove label noise in datasets represented by a graph. In [209] and [214], the i th instance is characterized by its *local cut edge weight statistic* J_i , which is the sum of the weights of edges linking the instance to its neighbors with a different label. Three types of instances are distinguished: *good* samples with a small J_i , *doubtful* samples with an intermediate J_i , and *bad* samples with a large J_i . Two filtering policies are considered: 1) to relabel doubtful samples and to remove bad samples or 2) to relabel doubtful and bad samples using the majority class in good neighbors (if any) and to remove doubtful and bad samples which have no good neighbors.

F. Ensemble and Boosting-Based Methods

As discussed in Section III-A.2, AdaBoost is well known to overfit noisy datasets. Indeed, the weights of mislabeled instances tend to become much larger than the weights of normal instances in the late iterations of AdaBoost. Several works presented below show that this propensity to overfitting can be exploited to remove label noise.

A simple data cleansing method is proposed in [184], which removes a given percentage of the samples with the highest weights after m iterations of AdaBoost. Experiments show that the precision of this boosting-based algorithm is not very good, what is attributed to the dynamics of Adaboost. In the first iterations, mislabeled instances quickly obtain large weights and are correctly spotted as mislabeled. However, therefore, several correctly labeled instances then obtain large weights in late iterations, what explains that they are incorrectly removed from the training set by the boosting filter.

A similar approach is pursued in [215]. Outlier removal boosting (ORBoost) is identical to AdaBoost, except that instance weights which are above a certain threshold are set to zero during boosting. Hence, data cleansing is performed while learning and not after learning as in [184]. ORBoost is sensitive to the choice of the threshold, which is performed using validation. In [216], mislabeled instances are also removed during learning if they are misclassified by the ensemble with high confidence.

In [217], edge analysis is used to detect mislabeled instances. The edge of an instance is defined as the sum of the weights of weak classifiers that misclassified the instance [218]. Hence, an instance with a large edge is often misclassified by the weak learners and is classified by the ensemble with a low confidence, what is the contrary of the margin defined in [106]. Wheway [217] observes a homogenization of the edge as the number of weak classifiers increases: the mean of the edge stabilizes and its variance goes to zero. It means that *observations which were initially*

classified correctly are classified incorrectly in later rounds to classify harder observations correctly, what is consistent with results in [106] and [218]. Mislabeled data have *edge values which remain high due to persistent misclassification*. It is therefore proposed to remove the instances corresponding e.g. to the 5% top edge values.

G. Others Methods

There exist other methods for data cleansing. For example, in ECG segmentation, Hughes *et al.* [56] delete the label of the instances (and not the instances themselves) that are close to classification boundaries, since experts are known to be less reliable in that region. Thereafter, semisupervised learning is performed using both the labeled and the (newly) unlabeled instances. In [219], a genetic algorithm approach based on a class separability criterion is proposed. In [220] and [221], the automatic data enhancement (ADE) method and the automatic noise reduction (ANR) method are proposed to relabel mislabeled instances with a neural network approach. A similar approach is proposed in [222] for decision trees.

H. Discussion

One of the advantages of label noise cleansing is that removed instances have absolutely no effects on the model inference step [158]. In several works, it has been observed that simply removing mislabeled instances is more efficient than relabeling them [167], [223]. However, instance selection methods may remove too many instances [132]–[134], [200], if not all instances in some pathological cases [95]. On the one hand, Matic *et al.* [168] show that *overcleansing* may reduce the performances of classifiers. On the other hand, it is suggested in [46] that keeping mislabeled instances may harm more than removing too many correctly labeled samples. Therefore, a compromise has to be found. The overcleansing problem is of particular importance for imbalanced datasets [224]. Indeed, minority instances may be more likely to be removed by e.g. classification filtering (because they are also more likely to be misclassified), what makes learning even more difficult. In [225], it is shown that dataset imbalance can affect the efficiency of data cleansing methods. Label noise cleansing can also reduce the complexity of inferred models, but it is not always trivial to know if this reduction is not simply due to the reduction of the training set size [172], [173].

Surprisingly, to the best of our knowledge, the method in [56] has not been generalized to other label noise cleansing methods, what would be easy to do. Indeed, instead of completely removing suspicious instances, one could only delete their labels and perform semi-supervised learning on the resulting training set. The approach in [56] has the advantage of keeping the distribution of the instances unaltered (what is not the case for their conditional distributions, though), what is of particular interest for generative approaches. An interesting open research question is whether this method would improve the results with respect to the classical solution of simply removing suspicious instances. Another alternative would be to resubmit the suspicious samples to a human expert for relabeling as proposed in [168]. However, this may reveal too

costly or even impossible in most of the applications, and there is no guarantee that the new labels will actually be noise free.

VII. LABEL NOISE-TOLERANT LEARNING ALGORITHMS

When some information is available about label noise or its consequences on learning, it becomes possible to design models that consider label noise. Typically, one can learn a label noise model simultaneously with a classifier, what uncouples both components of the data generation process and improves the resulting classifier. In a nutshell, the resulting classifier learns to classify instances according to their true, unknown class. Other approaches consist in modifying the learning algorithm to reduce the influence of label noise. Data cleansing can also be embedded directly into the learning algorithm, like e.g. for SVMs. Such techniques are described in this section and are called label noise-tolerant, since they can tolerate label noise by modeling it. Section VII-A reviews probabilistic methods, whereas model-based methods are discussed in Section VII-B.

A. Probabilistic Methods

Many label noise-tolerant methods are probabilistic, in a broad sense. They include Bayesian and frequentist methods, as well as methods based on clustering or belief functions. An important issue that is highlighted by these methods is the identifiability of label noise. The four families of methods are discussed in the following four sections.

1) *Bayesian Approaches*: Detecting mislabeled instances is a challenging problem. Indeed, there are identifiability issues [226]–[228], as illustrated in [122], where consumers answer a survey with some error probability. Under the assumption that it results in a Bernoulli process, it is possible to obtain an infinite number of maximum likelihood solutions for the true proportions of answers and the error probabilities. In other words, in this simple example, it is impossible to identify the correct model for observed data. Several works claim that prior information is strictly necessary to deal with label noise. In particular, [5], [122], [227], and [228] propose to use Bayesian priors on the mislabeling probabilities to break ties. Label noise identifiability is also considered for inductive logic programming in [226], where a minimal description length principle prevents the model to overfit on label noise.

Several Bayesian methods to take care of label noise are reviewed in [68] and summarized here. In medical applications, it is often necessary to assess the quality of binary diagnosis tests with label noise. Three parameters must be estimated: the population prevalence (i.e., the true proportion of positive samples) and the sensitivity and specificity of the test itself [5]. Hence, the problem has one degree of freedom in excess, since only two data-driven constraints can be obtained (linked to the observed proportions of positive and negative samples). In [5], [229] and [230], it is proposed to fix the degree of freedom using a Bayesian approach: setting a prior on the model parameters disambiguates maximum likelihood solutions. Indeed, whereas the frequentist approach considers that parameters have fixed values, the Bayesian approach considers that *all unknown parameters have a probability*

distribution that reflects the uncertainty in their values and that prior knowledge about unknown parameters can be formally included [231]. Hence, the Bayesian approach can be interpreted as a generalization of constraints on the parameters values, where the uncertainty on the parameters is considered through priors.

Popular choices for Bayesian priors for label noise are Beta priors [5], [128], [229], [230], [232]–[236] and Dirichlet priors [237], [238], which are the conjugate priors of binomial and multinomial distributions, respectively. Bayesian methods have also been designed for logistic regression [130], [236], [239]–[241], hidden Markov models [84], and graphical models for medical image segmentation [242]. In the Bayesian approaches, *although the posterior distribution of parameters may be difficult (or impossible) to calculate directly*, efficient implementations are possible using Markov chain Monte Carlo methods, which allow approximating the posterior of model parameters [68]. A major advantage of using priors is the ability to include any kind of prior information in the learning process [68]. However, the priors should be chosen carefully, *for the results obtained depend on the quality of the prior distribution used* [243], [244].

In the spirit of the above Bayesian approaches, an iterative procedure is proposed in [128] to correct labels. For each sample, Rekaya *et al.* [235] define an indicator variable α_i , which is equal to 1 if the label of the i th instance was switched. Hence, each indicator follows a Bernoulli distribution parameterized by the mislabeling rate (which itself follows a Beta prior). In [128], the probability that $\alpha_i = 1$ is estimated for each sample and the sample with the higher mislabeling probability is relabeled. The procedure is repeated as long as the test is significant. Indicators are also used in [245] for Alzheimer disease prediction, where four out of 16 patients are detected as potentially misdiagnosed. The correction of the supposedly incorrect labels leads to a significant increase in predictive ability. A similar approach is used in [246] to robustify multiclass Gaussian process classification. If the indicator for a given sample is zero, then the label of that sample is assumed to correspond to a latent function. Otherwise, the label is assumed to be randomly chosen. The same priors as in [235] are used and the approach is shown to yield better results than other methods that assume that the latent function is polluted by a random Gaussian noise [247] or which use Gaussian processes with heavier tails [248].

2) *Frequentist Methods*: Since label noise is an inherently stochastic process, several frequentist methods have emerged to deal with it. A simple solution consists in using mixture models, which are popular in outlier detection [32]. In [249], each sample is assumed to be generated either from a majority (or normal) distribution or an anomalous distribution, with respective priors $1 - \lambda$ and λ . The expert error probability λ is assumed to be relatively small. Depending on prior knowledge, any appropriate distribution can be used to model the majority and anomalous distributions, but the anomalous distribution may be simply chosen as uniform. The set of anomalous samples is initially empty, i.e. all samples initially belong to the majority set. Samples are successively tested and added to the anomalous set whenever the increase in log-likelihood

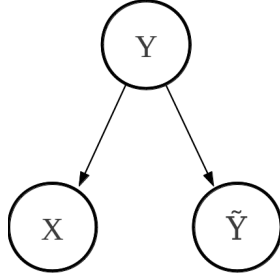


Fig. 3. Statistical model of label noise, inspired by [67].

due to this operation is higher than a predefined threshold. Mansour and Parnas [250] also consider the mixture model and propose an algorithm to learn conjunctions of literals.

Directly linked with the definition of NAR label noise in Section II-C, Lawrence and Schölkopf [67] propose another probabilistic approach to label noise. The label of an instance is assumed to correspond to two random variables (Fig. 3, inspired by [67]): the true hidden label Y and the observed label \tilde{Y} that is possibly noisy. \tilde{Y} is assumed to depend only on the true label Y , whose relationship is described by a labeling matrix (see Section II-C.2). Using this simple model of label noise, a Fisher discriminant is learned using an EM approach. Eventually, the approach is kernelised and is shown to effectively deal with label noise. Interestingly, the probabilistic modeling also leads to an estimation of the noise level. Later, Li *et al.* [251] extended this model by relaxing the Gaussian distribution assumption and carried out extensive experiments on more complex datasets, which convincingly demonstrated the value of explicit label noise modeling. More recently, the same model has been extended to multiclass datasets [252] and sequential data [253]. Asymmetric label noise is also considered in [66] for logistic regression. It is shown that conditional probabilities are altered by label noise and that this problem can be solved by considering a model of label noise. A similar approach was developed for neural networks in [254] and [255] for uniform label noise. Repeatedly, a neural network is trained to predict the conditional probability of each class, what allows optimizing the mislabeling probability before retraining the neural network. The mislabeling probability is optimized either using a validation set [254] or a Bayesian approach with a uniform prior [255]. In [256], Gaussian processes for classification are also adapted for label noise by assuming that each label is potentially affected by a uniform label noise. It is shown that label noise modeling increases the likelihood of observed labels when label noise is actually present.

Valizadegan and Tan [257] propose a method based on a weighted k NN. Given the probability p_i that the i th training example is mislabeled, the binary label y_i is replaced by its expected value $-p_i y_i + (1 - p_i) y_i = (1 - 2p_i) y_i$. Then, the sum of the consistencies

$$\delta_i = (1 - 2p_i) y_i \frac{\sum_{j \in N(x_i)} w_{ij} (1 - 2p_j) y_j}{\sum_{j \in N(x_i)} w_{ij}} \quad (9)$$

between the expected value of y_i and the expected value of the weighted k NN prediction is maximized, where $N(x_i)$ contains the neighbors of x_i and w_{ij} is the weight of the j th neighbor.

To avoid declaring all the examples from one of the two classes as mislabeled, a $L1$ regularization is enforced on the probabilities p_i .

Contrarily to the methods described in Section VII-A.1, Bayesian priors are not used in the above frequentist methods. We hypothesize that the identifiability problem discussed in Section VII-A.1 is solved using a generative approach and setting constraints on the conditional distribution of X . For example, in [67], Gaussian distributions are used, whereas Li *et al.* [251] consider mixtures of Gaussian distributions. The same remark applies to Section VII-A.3.

3) *Clustering-Based Methods*: In the generative statistical models of Section VII-A.2, it is assumed that the distribution of instances can help to solve classification problems. Classes are not arbitrary: they are linked to a latent structure in the distribution of X . In other words, clusters in instances can be used to build classifiers, what is done in [136]. First, a clustering of the instances [258] is performed using an unsupervised algorithm. Labels are not used and the procedure results in a mixture of K models $p_k(x)$ with priors π_k for components $k = 1 \dots K$. Second, instances are assumed to follow the density

$$p(x) = \sum_{y \in \mathcal{Y}} \sum_{k=1}^K r_{yk} \pi_k p_k(x) \quad (10)$$

where r_{yk} can be interpreted as the probability that the k th cluster belongs to the y th class. The coefficients r_{yk} are learned using a maximum likelihood approach. Eventually, classification is performed by computing the conditional probabilities $P(Y = y | X = x)$ using both the unsupervised (clusters) and supervised (r_{yk} probabilities) parts of the model. When a Gaussian mixture model is used to perform clustering, the mixture model can be interpreted as a generalization of mixture discriminant analysis (MDA, see [259]). In this case, the model is called robust MDA and is shown to improve classification results with respect to MDA [136], [260]. In [261], the method is adapted to discrete data for DNA barcoding and is called robust discrete discriminant analysis. In that case, data are modeled by a multivariate multinomial distribution. A clustering approach is also used in [262] to estimate a confidence on each label, where *each instance inherits the distribution of classes within its assigned cluster*. Confidences are averaged over several clusterings and a weighted training set are obtained.

In this spirit, El Gayar *et al.* [263] propose a method that is similar to [136]. Labels are converted into soft labels to reflect the uncertainty on labels. First, a fuzzy clustering of the training instances is performed, which gives a set of cluster and the membership of each instance to each cluster. Then, the membership L_{yk} of the k th cluster to the y th class is estimated using the fuzzy memberships. Each instance with label y increases the membership L_{yk} by its own membership to cluster k . Eventually, the fuzzy label of each instance is computed using the class memberships of the clusters where the instance belongs. Experiments show improvements with respect to other label fuzzification methods like k NN soft labels and Keller soft labels [264].

4) *Belief Functions*: In the belief function theory, each possible subset of classes is characterized by a belief mass, which is the amount of evidence which supports the subset of classes [265]. For example, let us consider an expert who: 1) thinks that a given case is positive, but 2) has a very low confidence in its own prediction. In the formalism of belief functions, one can translate the above judgment by a belief mass function (BMF), also called basic probability assignment m such that $m(\{-1, +1\}) = 0.8$, $m(\{-1\}) = 0$, and $m(\{+1\}) = 0.2$. Here, there is no objective uncertainty on the class itself, but rather a subjective uncertainty on the judgment itself. For example, if a coin is flipped, the BMF would simply be $m(\{\text{head}, \text{tail}\}) = 1$, $m(\{\text{head}\}) = 0$, and $m(\{\text{tail}\}) = 0$ when the bias of the coin is unknown. If the coin is known to be unbiased, the BMF becomes $m(\{\text{head}, \text{tail}\}) = 0$, $m(\{\text{head}\}) = 1/2$, and $m(\{\text{tail}\}) = 1/2$. Again, this simple example shows how the belief function theory allows distinguishing subjective uncertainty from objective uncertainty. Notice that Smets [266] argues that it is necessary to fall back to classical probabilities to make decisions. Different decision rules are analyzed in [79]. Interestingly, the belief function formalism can be used to modify standard machine learning methods like e.g. k NN classifiers [78], neural networks [80], decision trees [267], mixture models [268], [269], or boosting [270].

In the context of this paper, belief functions cannot be used directly, since the belief masses are not available. Indeed, they are typically provided by the expert itself as an attempt to quantify its own (lack of) confidence, but we made the hypothesis in Section I that such information is not available. However, several works have proposed heuristics to infer belief masses directly from data [78], [80], [271].

In [78], a k NN approach based on Dempster–Shafer theory is proposed. If a new sample x_s has to be classified, each training sample (x_i, y_i) is considered as an evidence that the class of x_s is y_i . The evidence is represented by a BMF $m_{s,i}$ such that $m_{s,i}(\{y_i\}) = \alpha$, $m_{s,i}(\mathcal{Y}) = 1 - \alpha$ and $m_{s,i}$ is zero for all other subsets of classes, where

$$\alpha = \alpha_0 \Phi(d_{s,i}) \quad (11)$$

such that $0 < \alpha_0 < 1$ and Φ is a monotonically decreasing function of the distance $d_{s,i}$ between both instances. There are many possible choices for Φ ;

$$\Phi(d) = \exp(-\gamma d^\beta) \quad (12)$$

is chosen in [78], where $\gamma > 0$ and $\beta \in \{1, 2\}$. Heuristics are proposed to select proper values of α_0 and γ . For the classification of the new sample x_s , each training sample provides an evidence. These evidences are combined using the Dempster rule and it becomes possible to take a decision (or to refuse to take a decision if the uncertainty is too high). The case of mislabeling is experimentally studied in [78] and [272] and the approach is extended to neural networks in [80].

In [271], a k NN approach is also used to infer BMFs. For a given training sample, the frequency of each class in its k nearest neighbors is computed. Then, the sample is assigned to a subset of classes containing: 1) the class with the maximum frequency and 2) the classes whose frequency is not

too different from the maximum frequency. A neural network is used to compute beliefs for test samples.

B. Model-Based Methods

Apart from probabilistic methods, specific strategies have been developed to obtain label noise-tolerant variants of popular learning algorithms, including e.g. SVMs, neural networks, and decision trees. Many publications also propose label noise-tolerant boosting algorithms, since boosting techniques like AdaBoost are well known to be sensitive to label noise. Eventually, label noise is also tackled in semisupervised learning. These five families of methods are discussed in the following five sections.

1) *SVMs and Robust Losses*: SVMs are not robust to label noise [62], [82], even if instances are allowed to be misclassified during learning. Indeed, instances which are misclassified during learning are penalized in the objective using the hinge loss

$$[1 - y_i \langle x_i, w \rangle]_+ \quad (13)$$

where $[z]_+ = \max(0, z)$ and w is the weight vector. The hinge loss increases linearly with the distance to the classification boundary and is therefore significantly affected by mislabeled instance that stand far from the boundary.

Data cleansing can be directly implemented into the learning algorithm of SVMs. For example, instance that correspond to a very large dual weights can be identified as potentially mislabeled [273]. In [274], k samples are allowed to be not considered in the objective function. For each sample, a binary variable (indicating whether or not to consider the sample) is added and the sum of the indicators is constrained to be equal to k . An opposite approach is proposed in [275] for aggregated training sets that consists of several distinct training subsets labeled by different experts. The percentage of support vectors in training samples is constrained to be identical in each subset, to decrease the influence of low-quality teachers, which tend to require more support vectors due to more frequent mislabeling. In [276] and [277], SVMs are adapted by weighting the contribution of each training sample in the objective function. The weights (or *fuzzy memberships*) are computed using heuristics. Similar work is done in [278] for relevance vector machines. Empathetic constraints SVMs [279] relax the constraints of suspicious samples in the SVM optimization problem.

Xu *et al.* [280] propose a different approach, which consists in using the loss

$$\eta_i [1 - y_i \langle x_i, w \rangle]_+ + (1 - \eta_i) \quad (14)$$

where $0 \leq \eta_i \leq 1$ indicates whether the i th sample is an outlier. The η_i variables must be optimized together with the weights vector, what is shown to be equivalent to using the robust hinge loss

$$\min(1, [1 - y_i \langle x_i, w \rangle]_+). \quad (15)$$

Notice that there exist other bounded, nonconvex losses [281]–[284], which could be used similarly. A nonconvex loss is also used in [285] to produce label noise-tolerant SVMs

without filtering. For binary classification with $y \in \{-1, +1\}$, the loss is

$$K_{p_e} [(1 - p_e(-y_i)) [1 - y_i \langle x_i, w \rangle]_+ - p_e(y_i) [1 + y_i \langle x_i, w \rangle]_+] \quad (16)$$

where $K_{p_e} = 1/1 - p_e(+1) - p_e(-1)$. Interestingly, the expected value of the proposed loss (with respect to all possible mislabelings of the noise-free training set) is equal to the hinge loss computed on the noise-free training set. In other words, it is possible to *estimate the noise-free [...] errors from the noisy data*. Theoretical guarantees are given and the proposed approach is shown to outperform SVMs, but error probabilities must be known *a priori*.

2) *Neural Networks*: Different label noise-tolerant variants of the perceptron algorithm are reviewed and compared experimentally in [286]. In the standard version of this algorithm, samples are presented repeatedly (on-line) to the classifier. If a sample is misclassified with

$$y_i[w x_i + b] < 0 \quad (17)$$

where w is the weight vector and b is the bias, then the weight vector is adjusted toward this sample. Eventually, the perceptron algorithm converges to a solution.

Since the solution of the perceptron algorithm can be biased by mislabeled samples, different variants have been designed to reduce the impact of mislabeling. With the λ -trick [287], [288], if an instance has already been misclassified, the adaptation criterion becomes $y_i[w x_i + b] + \lambda \|x_i\|_2^2 < 0$. Large values of λ may prevent mislabeled instances to trigger updates. Another heuristic is the α -bound [289], which does not update w for samples that have already been misclassified α times. This simple solution limits the impact of mislabeled instances. Although not directly designed to deal with mislabeling, Khardon and Wachman [286] also describe the perceptron algorithm using margins (PAM) [290]. PAM updates w for instances with $y_i[w x_i + b] < \tau$, similarly to support vector classifiers and to the λ -trick.

3) *Decision Trees*: Decision trees can easily overfit data, if they are not pruned. In fact, learning decision trees *involves a tradeoff between the accuracy and simplicity*, which are two requirements for good decision trees in real-world situations [291]. It is particularly important to balance this tradeoff in the presence of label noise, what makes the overfitting problem worse. For example, Clark and Niblett [291] propose the CN2 algorithm, which learns a disjunction of logic rules while avoiding too complex ones.

4) *Boosting Methods*: In boosting, an ensemble of weak learners h_t with weights α_t is formed iteratively using a weighted training set. At each step t , the weights $w_i^{(t)}$ of misclassified instances are increased (respectively, decreased for correctly classified samples), what progressively reduces the ensemble training error because the next weak learners focus on the errors of the previous ones. As discussed in Section III, boosting methods tend to overfit label noise. In particular, AdaBoost obtains large weights for mislabeled instances in late stages of learning. Hence, several methods propose to update weights more carefully to reduce the sensitivity of

boosting to label noise. In [292], MadaBoost imposes an upper bound for each instance weight, which is simply equal to the initial value of that weight. The AveBoost and AveBoost2 [293], [294] algorithms replace the weight $w_i^{(t+1)}$ of the i th instance at step $t + 1$ by

$$\frac{t w_i^{(t)} + w_i^{(t+1)}}{t + 1}. \quad (18)$$

With respect to AdaBoost, AveBoost2 obtains larger training errors, but smaller generalization errors. In other words, AveBoost2 is less prone to overfitting than AdaBoost, what improves results in the presence of label noise. Kim [295] proposes another ensemble method called Averaged Boosting (A-Boost), which: 1) does not consider instances weights to compute the weights of the successive weak classifiers and 2) performs similarly to bagging on noisy data. Other weighting procedures have been proposed in [296], but they were not assessed in the presence of label noise.

In [297], two approaches are proposed to reduce the consequences of label noise in boosting. First, AdaBoost can be early-stopped: limiting the number of iterations prevents AdaBoost from overfitting. A second approach consists in *smoothing* the results of AdaBoost. The proposed BB algorithm combines bagging and boosting: 1) K training sets consisting of ρ percents of the training set (subsampling with replacement) are created; 2) K boosted classifiers are trained for M iterations; and 3) the predictions are aggregated. In [297], it is advised to use $K = 15$, $M = 15$, and $\rho = 1/2$. The BB algorithm is shown to be less sensitive to label noise than AdaBoost. A similar approach is proposed in [298]: the multiple boosting (MB) algorithm.

A *reverse boosting* algorithm is proposed in [299]. In adaptive boosting, weak learners may have difficulties to obtain good separation frontiers because correctly classified samples get lower and lower weights as learning goes on. Hence, safe, noisy, and borderline patterns are distinguished, whose weights are respectively increased, decreased and unaltered during boosting. Samples are classified into these three categories using parallel perceptrons, a specific type of committee machine whose margin allows to separate the input space into three regions: a safe (beyond the margin), a noisy (before the margin), and a borderline regions (inside the margin). The approach improves the results of parallel perceptrons in the presence of label noise, but is most often dominated by classical perceptrons.

5) *Semisupervised Learning*: In [7], a particle competition-based algorithm is proposed to perform semisupervised learning in the presence of label noise. First, the dataset is converted into a graph, where instances are nodes with edges between the similar instances. Each labeled node is associated with a labeled particle. Particles walk through the graph and cooperate with identically labeled particles to label unlabeled instances, while staying in the neighborhood of their home node. What interests us in [7] is the behavior of mislabeled particles: they are pushed away by the particles of near instances with different labels, what prevents a mislabeled instance to influence the label of close unlabeled instances. In [300], unlabeled instances are first labeled

using a semisupervised learning algorithm, and then the new labels are used to filter instances. Similarly, context-sensitive semisupervised SVMs [301], [302] first use labeled instances to label unlabeled instances that are spatially close (e.g. in images) to them and second these new *semilabels* are used to reduce the effect of mislabeled training instances. Other works on label noise for semisupervised learning include [303] or [304]–[306], which are particular because they model the label noise induced by the labeling of unlabeled samples. A similar problem occurs in [307]–[309] where two different views are available for each instance, like e.g. the text in a web page and the text attached to the hyperlinks pointing to this page. In the seminal work of Blum and Mitchell [307], co-training consists in: 1) learning two distinct weak predictors from labeled data with each of the two views; 2) predicting labels with the weak predictors for a random subset of the unlabeled data; and 3) keeping the most confident labels to enlarge the pool of labeled instances. See [310]–[314] for examples of studies on the effectiveness of co-training. Co-training allows each weak predictor to provide labels to improve the other weak predictor, but the problem is that each weak predictor is likely to make prediction errors. Incorrect labels are a source of label noise, which has to be considered, like e.g. in [308] and [309].

C. Discussion

The probabilistic methods to deal with label noise are grounded in a more theoretical approach than robust or data cleansing methods. Hence, probabilistic models of label noise can be directly used and allow to take advantage of prior knowledge. Moreover, the model-based label noise-tolerant methods allow us to use the knowledge gained by the analysis of the consequences of label noise. However, the main problem of the approaches described in this section is that they increase the complexity of learning algorithms and can lead to overfitting, because of the additional parameters of the training data model. Moreover, the identifiability issue discussed in Section VII-A.1 must be addressed, what is done explicitly in the Bayesian approach (using Bayesian priors) and implicitly in the frequentist approach (using generative models).

As highlighted in [1], different models should be used for training and testing in the presence of label noise. Indeed, a complete model of the training data consists of a label noise model and a classification model. Both parts are used during training, but only the classification model is useful for prediction: one has no interest in making noisy predictions. Dropping the label noise model is only possible when label noise is explicitly modeled, as in the probabilistic approaches discussed in Section VII-A. For other approaches, the learning process of the classification model is supposed to be robust or tolerant to label noise and to produce a good classification model.

VIII. EXPERIMENTS IN THE PRESENCE OF LABEL NOISE

This section discusses how experiments are performed in the label noise literature. In particular, existing datasets, label noise generation techniques, and quality measures are highlighted.

A. Datasets with Identified Mislabeled Instances and Label Noise Generation Techniques

There exist only a few datasets where incorrect labels have been identified. Among them, Lewis *et al.* [315] provide a version of the Reuters dataset with corrected labels and Malossini *et al.* [53] propose a short analysis of the reliability of instances for two microarray datasets. In spam filtering, where the expert error rate is usually between 3% and 7%, the TREC datasets have been carefully labeled by experts adhering to the same definition of *spam*, with a resulting expert error rate of about 0.5% [127]. Mislabeling is also discussed for a medical image processing application in [316] and Alzheimer disease prediction in [245]. However, artificial label noise is more common in the literature. Most studies on label noise use NCAR label noise that is introduced in real datasets by: 1) randomly selecting instances and 2) changing their label into one of the other remaining labels [135]. In this case, label noise is independent of Y . In [317], it is also proposed to simulate label noise for artificial datasets by: 1) computing the membership probabilities $P(Y = y|X = x)$ for each training sample x ; 2) adding a small uniform noise to these values; and 3) choosing the label corresponding to the largest polluted membership probability.

Several methods have been proposed to introduce NAR label noise. For example, in [62], label noise is artificially introduced by changing the labels of some randomly chosen instances from the majority class. In [3], [69] and [301], label noise is introduced using a pairwise scheme. Two classes c_1 and c_2 are selected, then each instance of class c_1 has a probability P_e to be incorrectly labeled as c_2 and vice versa. In other words, this label noise models situations where only certain types of classes are mislabeled. In [1], label noise is introduced by increasing the entropy of the conditional mass function $P(\tilde{Y}|X)$. The proposed procedure is called majorization: it leaves the probability of the majority class unchanged, but the remaining probability is spread more evenly on the other classes, with respect to the true conditional mass function $P(Y|X)$. In [151] and [153], the percentage of mislabeled instances is first chosen; then, the proportions of mislabeled instances in each class are fixed.

NNAR label noise is considered in much less works than NCAR and NAR label noise. For example, Chhikara and McKeon [72] introduce the truncated and the exponential label noise models which are detailed in Section III-A.3 and where the probability of mislabeling depends on the distance to the classification boundary. A special case of truncated label noise is studied in [70]. In [81], two features are randomly picked and the probability of mislabeling depends on which quadrant (with respect to the two selected features) the sample belongs to.

In practice, it would be very interesting to obtain more real-world datasets where mislabeled instances are clearly identified. Also, an important open research problem is to find what the characteristics of real-world label noise are. Indeed, it is not yet clear in the literature if and when NCAR, NAR, or NNAR label noise is the most realistic.

B. Validation and Test of Algorithms in the Presence of Label Noise

An important issue for methods which deal with label noise is to prove their efficiency. Depending on the consequence of label noise that is targeted, different criteria can be used. In general, a good method must either: 1) maintain the value of the quality criterion when label noise is introduced or 2) improve the value of the criterion with respect to other methods in the presence of label noise. In the literature, most experiments assess the efficiency of methods to take care of label noise in terms of accuracy (see e.g. [46], [69], [138], [160], [161], [171], [180], and [184]), since a decrease in accuracy is one of the main consequences of label noise, as discussed in Section III-A.

Another common criterion is the model complexity [46], [138], [184], e.g. the number of nodes for decision trees or the number of rules in inductive logic. Indeed, as discussed in Section III-B, some inference algorithms tend to overfit in the presence of label noise, what results in overly complex models. Less complex models are considered better, since they are less prone to overfitting.

In some contexts, the estimated parameters of the models themselves can also be important, as discussed in Section III-C. Several works focus on the estimation of true frequencies from observed frequencies [4], [122], [123], [126], what is important e.g. in disease prevalence estimation.

Eventually, in the case of data cleansing methods, one can also investigate the filter precision. In other words, do the removed instances actually correspond to mislabeled instances and conversely? Different measures are used in the literature, which can be explained using Fig. 4 inspired by [46] and [138]. In [46], [69], [180], [184] and [318], two types of errors are distinguished. Type 1 errors are correctly labeled instances that are erroneously removed. The corresponding measure is

$$ER_1 = \frac{\text{\# of correctly labelled instances which are removed}}{\text{\# of correctly labelled instances}}. \quad (19)$$

Type 2 errors are mislabeled instances which are not removed. The corresponding measure is

$$ER_2 = \frac{\text{\# of mislabelled instances which are not removed}}{\text{\# of mislabelled instances}}. \quad (20)$$

The percentage of removed samples that are actually mislabeled is also computed in [46], [69], [180], [183], [184] and [318], what is given by the noise elimination precision

$$NEP = \frac{\text{\# of mislabeled instances which are removed}}{\text{\# of removed instances}}. \quad (21)$$

A good data cleansing method must find a compromise between ER_1 , ER_2 , and NEP [46], [69], [180], [184]. On the one hand, conservative filters remove few instances and are therefore precise (ER_1 is small and NEP is large), but they tend to keep most mislabeled instances (ER_2 is large). Hence, classifiers learnt with data cleansed by such filters achieve low accuracies. On the other hand, aggressive filters remove more mislabeled instances (ER_2 is small) to increase the

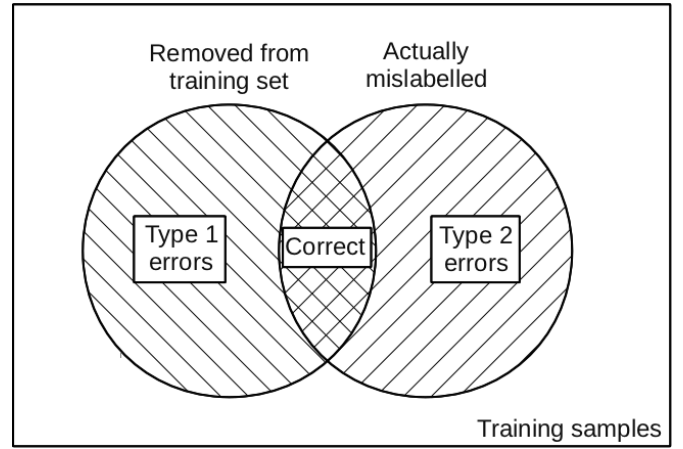


Fig. 4. Types of errors in data cleansing for label noise, inspired by [46] and [138].

classification accuracy, but they also tend to remove too many instances (ER_1 is large and NEP is small). Notice that Verbaeten and Van Assche [184] also compute the percentage of mislabeled instances in the cleansed training set.

Notice that a problem that is seldom mentioned in the literature is that model validation can be difficult in the presence of label noise. Indeed, since validation data are also polluted by label noise, methods like e.g. cross-validation or bootstrap may poorly estimate generalization errors and choose metaparameters that are not optimal (with respect to clean data). For example, the choice of the regularization constant in regularized logistic regression will probably be affected by the presence of mislabeled instances far from the classification boundary. We think that this is an important open research question.

IX. CONCLUSION

This survey shows that label noise is a complex phenomenon with many potential consequences. Moreover, there exist many different techniques to address label noise, which can be classified as label noise-robust, label noise cleansing, or label noise-tolerant methods. As discussed in Section VII-A.1, an identification problem occurs in practical inference: mislabeled instances are difficult to distinguish from correctly labeled instances. In fact, *without additional information beyond the main data, it is not possible to take into account the effect of mislabeling* [84]. A solution is to make assumptions that allow selecting a compromise between naively using instances as they are and seeing any instance as possibly mislabeled.

All methods described in this survey can be interpreted as making particular assumptions. First, in label noise-robust methods described in Section V, overfitting avoidance is assumed to be sufficient to deal with label noise. In other words, mislabeled instances are assumed to cause overfitting in the same way as any other instance would. Second, in data cleansing methods presented in Section VI, different heuristics are used to distinguish mislabeled instances from exceptions. Each heuristic is a definition of *what* is label noise. Third,

label noise-tolerant methods described in Section VII impose different constraint using e.g. Bayesian priors or structural constraints (i.e. in generative methods) or attempt to make existing methods less sensitive to the consequences of label noise.

In conclusion, the machine learning practitioner has to choose the method whose definition of label noise seems more relevant in his particular field of application. For example, if experts can provide prior knowledge about the values of the parameters or the shape of the conditional distributions, probabilistic methods should be used. On the other hand, if label noise is only marginal, label noise-robust methods could be sufficient. Eventually, most data cleansing methods are easy to implement and have been shown to be efficient and to be good candidates in many situations. Moreover, underlying heuristics are usually intuitive and easy-to-interpret, even for the nonspecialist who can look at removed instances.

There are many open research questions related to label noise and many avenues remain to be explored. For example, to the best of our knowledge, the method in [56] has not been generalized to other label noise cleansing methods. Hughes *et al.* [56] delete the label of the instances (and not the instances themselves) whose labels are less reliable and perform semisupervised learning using both the labeled and the (newly) unlabeled instances. This approach has the advantage of not altering the distribution of the instances and it could be interesting to investigate whether this improve the results with respect to simply removing suspicious instances. Also, it would be very interesting to obtain more real-world datasets where mislabeled instances are clearly identified, since there exist only a few such datasets [53], [127], [245], [315], [316]. It is also important to find what the characteristics of real-world label noise are, since it is not yet clear if and when NCAR, NAR, or NNAR label noise is the most realistic. Answering this question could lead to more complex and realistic models of label noise in the line of e.g. [5], [56], [67], [70]–[72], [90], [91], [122], [227]–[230], [235], [251]. Label noise should be also be studied in more complex settings than standard classification, like, e.g., image processing [242], [301], [302] and sequential data analysis [84], [253]. The problem of metaparameter selection in the presence of label noise is also an important open research problem, since estimated error rates are also biased by label noise [112], [126], [127].

REFERENCES

- [1] R. J. Hickey, "Noise modelling and evaluating learning from examples," *Artif. Intell.*, vol. 82, nos. 1–2, pp. 157–179, 1996.
- [2] J. R. Quinlan, "Induction of decision trees," *Mach. Learn.*, vol. 1, no. 1, pp. 81–106, 1986.
- [3] X. Zhu and X. Wu, "Class noise vs. attribute noise: A quantitative study," *Artif. Intell. Rev.*, vol. 22, no. 3, pp. 177–210, 2004.
- [4] I. Bross, "Misclassification in 2×2 tables," *Biometrics*, vol. 10, no. 4, pp. 478–486, 1954.
- [5] L. Joseph, T. W. Gyorkos, and L. Coupal, "Bayesian estimation of disease prevalence and the parameters of diagnostic tests in the absence of a gold standard," *Amer. J. Epidemiol.*, vol. 141, no. 3, pp. 263–272, 1995.
- [6] A. Hadgu, "The discrepancy in discrepant analysis," *Lancet*, vol. 348, no. 9027, pp. 592–593, 1996.
- [7] F. A. Breve, L. Zhao, and M. G. Quiles, "Semi-supervised learning from imperfect data through particle cooperation and competition," in *Proc. Int. Joint Conf. Neural Netw.*, Barcelona, Spain, Jul. 2010, pp. 1–8.
- [8] X. Wu, *Knowledge Acquisition from Databases*. Greenwich, CT, USA: Ablex, 1996.
- [9] J. Sáez, M. Galar, J. Luengo, and F. Herrera, "Analyzing the presence of noise in multi-class problems: Alleviating its influence with the one-vs-one decomposition," *Knowl. Inf. Syst.*, pp. 1–28, Nov. 2012, in press.
- [10] J. L. Schafer and J. W. Graham, "Missing data: Our view of the state of the art," *Psychol. Methods*, vol. 7, no. 2, pp. 147–177, 2002.
- [11] D. Angluin and P. Laird, "Learning from noisy examples," *Mach. Learn.*, vol. 2, no. 4, pp. 343–370, 1988.
- [12] M. Pechenizkiy, A. Tsymbal, S. Puuronen, and O. Pechenizkiy, "Class noise and supervised learning in medical domains: The effect of feature extraction," in *Proc. 19th IEEE Int. Symp. Comput., Based Med. Syst.*, Washington, DC, USA, Jun. 2006, pp. 708–713.
- [13] R. Hanner, S. Becker, N. V. Ivanova, and D. Steinke, "FISH-BOL and seafood identification: Geographically dispersed case studies reveal systemic market substitution across Canada," *Mitochondr. DNA*, vol. 22, pp. 106–122, Oct. 2011.
- [14] E. Garcia-Vazquez, G. Machado-Schiaffino, D. Campo, and F. Juanes, "Species misidentification in mixed hake fisheries may lead to overexploitation and population bottlenecks," *Fish. Res.*, vol. 114, pp. 52–55, Feb. 2012.
- [15] C. Lopez-Vizcón and F. Ortega, "Detection of mislabelling in the fresh potato retail market employing microsatellite markers," *Food Control*, vol. 26, no. 2, pp. 575–579, Aug. 2012.
- [16] D.-M. Cawthorn, H. A. Steinman, and L. C. Hoffman, "A high incidence of species substitution and mislabelling detected in meat products sold in South Africa," *Food Control*, vol. 32, no. 2, pp. 440–449, 2013.
- [17] L. G. Valiant, "Learning disjunction of conjunctions," in *Proc. 9th Int. Joint Conf. Artif. Intell.*, vol. 1. Los Angeles, CA, USA, Aug. 1985, pp. 560–566.
- [18] M. Kearns and M. Li, "Learning in the presence of malicious errors," in *Proc. 20th Annu. ACM Symp. Theory Comput.*, Chicago, IL, USA, May 1988, pp. 267–280.
- [19] S. E. Decatur, "Statistical queries and faulty PAC oracles," in *Proc. 6th Annu. Conf. Comput. Learn. Theory*, Santa Cruz, CA, USA, Jul. 1993, pp. 262–268.
- [20] S. E. Decatur, "Learning in hybrid noise environments using statistical queries," in *Learning from Data: Artificial Intelligence and Statistics*, vol. 5, D. Fisher and H.-J. Lenz, Eds. Berlin, Germany: Springer-Verlag, 1995, pp. 175–185.
- [21] R. H. Sloan, "Four types of noise in data for PAC learning," *Inf. Process. Lett.*, vol. 54, no. 3, pp. 157–162, May 1995.
- [22] P. Auer and N. Cesa-Bianchi, "On-line learning with malicious noise and the closure algorithm," *Ann. Math. Artif. Intell.*, vol. 23, nos. 1–2, pp. 83–99, 1998.
- [23] N. Cesa-Bianchi, E. Dichterman, P. Fischer, E. Shamir, and H. U. Simon, "Sample-efficient strategies for learning in the presence of noise," *J. ACM*, vol. 46, no. 5, pp. 684–719, 1999.
- [24] R. A. Servedio, "Smooth boosting and learning with malicious noise," *J. Mach. Learn. Res.*, vol. 4, pp. 633–648, Sep. 2003.
- [25] B. Biggio, B. Nelson, and P. Laskov, "Support vector machines under adversarial label noise," in *Proc. 3rd Asian Conf. Mach. Learn.*, Taoyuan, Taiwan, Nov. 2011, pp. 97–112.
- [26] H. Xiao, H. Xiao, and C. Eckert, "Adversarial label flips attack on support vector machines," in *Proc. 20th Eur. Conf. Artif. Intell.*, Montpellier, France, Aug. 2012, pp. 870–875.
- [27] B. Edmonds, "The nature of noise," in *Epistemological Aspects of Computer Simulation in the Social Sciences*, F. Squazzoni, Ed. Berlin, Germany: Springer-Verlag, 2009, pp. 169–182.
- [28] A. van den Hout and P. G. M. van der Heijden, "Randomized response, statistical disclosure control and misclassification: A review," *Int. Statist. Rev.*, vol. 70, no. 2, pp. 269–288, 2002.
- [29] R. Barandela and E. Gasca, "Decontamination of training samples for supervised pattern recognition methods," in *Proc. Joint IAPR Int. Workshops Adv. Pattern Recognit.*, Alicante, Spain, Aug./Sep. 2000, pp. 621–630.
- [30] D. M. Hawkins, *Identification of Outliers*. London, U.K.: Chapman & Hall, 1980.
- [31] R. J. Beckman and R. D. Cook, "Outlier.s," *Technometrics*, vol. 25, no. 2, pp. 119–149, 1983.
- [32] V. Barnett and T. Lewis, *Outliers in Statistical Data*. New York, NY, USA: Wiley, 1994.
- [33] V. Hodge and J. Austin, "A survey of outlier detection methodologies," *Artif. Intell. Rev.*, vol. 22, no. 2, pp. 85–126, 2004.

- [34] B. Schölkopf, R. Williamson, A. Smola, J. Shawe-Taylor, and J. Platt, "Support vector method for novelty detection," in *Advances in Neural Information Processing Systems*, vol. 12. Denver, CO, USA: MIT Press, Aug./Sep. 1999, pp. 582–588.
- [35] P. Hayton, B. Schölkopf, L. Tarassenko, and P. Anuzis, "Support vector novelty detection applied to jet engine vibration spectra," in *Advances in Neural Information Processing Systems*, vol. 13. Denver, CO, USA: MIT Press, Nov. 2000, pp. 946–952.
- [36] B. Schölkopf, J. C. Platt, J. C. Shawe-Taylor, A. J. Smola, and R. C. Williamson, "Estimating the support of a high-dimensional distribution," *Neural Comput.*, vol. 13, no. 7, pp. 1443–1471, 2001.
- [37] H. Hoffmann, "Kernel PCA for novelty detection," *Pattern Recognit.*, vol. 40, no. 3, pp. 863–874, 2007.
- [38] V. Chandola, A. Banerjee, and V. Kumar, "Anomaly detection: A survey," *ACM Comput. Surv.*, vol. 41, no. 3, pp. 15:1–15:58, 2009.
- [39] H. Xiong, G. Pandey, M. Steinbach, and V. Kumar, "Enhancing data analysis with noise removal," *IEEE Trans. Knowl. Data Eng.*, vol. 18, no. 3, pp. 304–319, Mar. 2006.
- [40] H. Lukashevich, S. Nowak, and P. Dunker, "Using one-class SVM outliers detection for verification of collaboratively tagged image training sets," in *Proc. IEEE Int. Conf. Multimedia Expo*, Piscataway, NJ, USA, Jun./Jul. 2009, pp. 682–685.
- [41] D. Collett and T. Lewis, "The subjective nature of outlier rejection procedures," *J. R. Statist. Soc. C, Appl. Statist.*, vol. 25, no. 3, pp. 228–237, 1976.
- [42] X. Liu, G. Cheng, and J. X. Wu, "Analyzing outliers cautiously," *IEEE Trans. Knowl. Data Eng.*, vol. 14, no. 2, pp. 432–437, Mar./Apr. 2002.
- [43] D. McNicol, "What are statistical decisions," in *A Primer of Signal Detection Theory*. London, U.K.: Allen, 1972, pp. 1–17.
- [44] P. Smets, "Imperfect information: Imprecision and uncertainty," in *Uncertainty Management in Information Systems*, A. Motro and P. Smets, Eds. Berlin, Germany: Springer-Verlag, 1997, pp. 225–254.
- [45] B. de Finetti, *Philosophical Lectures on Probability: Collected, Edited, and Annotated by Alberto Mura*. Berlin, Germany: Springer-Verlag, 2008.
- [46] C. E. Brodley and M. A. Friedl, "Identifying mislabeled training data," *J. Artif. Intell. Res.*, vol. 11, pp. 131–167, Jun. 1999.
- [47] P. B. Brazdil and P. Clark, "Learning from imperfect data," in *Machine Learning, Meta-Reasoning and Logics*, P. B. Brazdil and K. Konolige, Eds. Dordrecht, The Netherlands: Kluwer, 1990, pp. 207–232.
- [48] A. P. Dawid and A. M. Skene, "Maximum likelihood estimation of observer error-rates using the em algorithm," *J. R. Statist. Soc. C, Appl. Statist.*, vol. 28, no. 1, pp. 20–28, 1979.
- [49] R. Snow, B. O'Connor, D. Jurafsky, and A. Y. Ng, "Cheap and fast—But is it good? Evaluating non-expert annotations for natural language tasks," in *Proc. Conf. Empirical Methods Natural Lang. Process.*, Honolulu, HI, USA, Oct. 2008, pp. 254–263.
- [50] P. G. Ipeirotis, F. Provost, and J. Wang, "Quality management on Amazon mechanical turk," in *Proc. ACM SIGKDD Workshop Human Comput.*, Washington, DC, USA, Jul. 2010, pp. 64–67.
- [51] V. C. Raykar, S. Yu, L. H. Zhao, G. H. Valadez, C. Florin, L. Bogoni, et al., "Learning from crowds," *J. Mach. Learn. Res.*, vol. 11, pp. 1297–1322, Apr. 2010.
- [52] M.-C. Yuen, I. King, and K.-S. Leung, "A survey of crowdsourcing systems," in *Proc. IEEE 3rd Int. Conf. Soc. Comput.*, Boston, MA, USA, Oct. 2011, pp. 766–773.
- [53] A. Malossini, E. Blanzieri, and R. T. Ng, "Detecting potential labeling errors in microarrays by data perturbation," *Bioinformatics*, vol. 22, no. 17, pp. 2114–2121, 2006.
- [54] P. Smyth, U. M. Fayyad, M. C. Burl, P. Perona, and P. Baldi, "Inferring ground truth from subjective labelling of venus images," in *Advances in Neural Information Processing Systems*, vol. 7. Denver, CO, USA: MIT Press, Nov./Dec. 1994, pp. 1085–1092.
- [55] P. Smyth, "Bounds on the mean classification error rate of multiple experts," *Pattern Recognit. Lett.*, vol. 17, no. 12, pp. 1253–1257, Oct. 1996.
- [56] N. P. Hughes, S. J. Roberts, and L. Tarassenko, "Semi-supervised learning of probabilistic models for ECG segmentation," in *Proc. 26th Annu. Int. Conf. IEEE Eng. Med. Biol. Soc.*, San Francisco, CA, USA, Sep. 2004, pp. 434–437.
- [57] M. P. Marcus, M. A. Marcinkiewicz, and B. Santorini, "Building a large annotated corpus of English: The Penn Treebank," *Comput. Linguist.*, vol. 19, no. 2, pp. 313–330, Jun. 1993.
- [58] D. Sculley and G. V. Cormack, "Filtering email spam in the presence of noisy user feedback," in *Proc. 5th CEAS*, Mountain View, CA, USA, Aug. 2008, pp. 1–10.
- [59] K. Orr, "Data quality and systems theory," *Commun. ACM*, vol. 41, no. 2, pp. 66–71, 1998.
- [60] T. Redman, "The impact of poor data quality on the typical enterprise," *Commun. ACM*, vol. 2, no. 2, pp. 79–82, 1998.
- [61] J. I. Maletic and A. Marcus, "Data cleansing: Beyond integrity analysis," in *Proc. Conf. Inf. Qual.*, Cambridge, MA, USA, Oct. 2000, pp. 200–209.
- [62] D. Nettleton, A. Orriols-Puig, and A. Fornells, "A study of the effect of different types of noise on the precision of supervised learning techniques," *Artif. Intell. Rev.*, vol. 33, no. 4, pp. 275–306, 2010.
- [63] A. T. Kalai and R. A. Servedio, "Boosting in the presence of noise," *J. Comput. Syst. Sci.*, vol. 71, no. 3, pp. 266–290, 2005.
- [64] T. Heskes, "The use of being stubborn and introspective," in *Proc. ZIF Conf. Adapt. Behavior Learn.*, Bielefeld, Germany, Apr. 1994, pp. 55–65.
- [65] J. A. Aslam, "On the sample complexity of noise-tolerant learning," *Inf. Process. Lett.*, vol. 57, no. 4, pp. 189–195, 1996.
- [66] M. Rantalainen and C. C. Holmes, "Accounting for control mislabeling in case-control biomarker studies," *J. Proteome Res.*, vol. 10, no. 12, pp. 5562–5567, Dec. 2011.
- [67] N. D. Lawrence and B. Schölkopf, "Estimating a kernel fisher discriminant in the presence of label noise," in *Proc. 18th Int. Conf. Mach. Learn.*, Williamstown, MA, USA, Jun./Jul. 2001, pp. 306–313.
- [68] C. J. Perez, F. J. Giron, J. Martin, M. Ruiz, and C. Rojano, "Misclassified multinomial data: A Bayesian approach," *Rev. R. Acad. Cien. A, Mat.*, vol. 101, no. 1, pp. 71–80, 2007.
- [69] X. Zhu, X. Wu, and Q. Chen, "Eliminating class noise in large datasets," in *Proc. 20th Int. Conf. Mach. Learn.*, Washington, DC, USA, Aug. 2003, pp. 920–927.
- [70] P. A. Lachenbruch, "Discriminant analysis when the initial samples are misclassified II: Non-random misclassification models," *Technometrics*, vol. 16, no. 3, pp. 419–424, 1974.
- [71] P. A. Lachenbruch, "Discriminant analysis when the initial samples are misclassified," *Technometrics*, vol. 8, no. 4, pp. 657–662, 1966.
- [72] R. S. Chhikara and J. McKeon, "Linear discriminant analysis with misallocation in training samples," *J. Amer. Statist. Assoc.*, vol. 79, no. 388, pp. 899–906, 1984.
- [73] E. Cohen, "Learning noisy perceptrons by a perceptron in polynomial time," in *Proc. 38th Annu. Symp. Found. Comput. Sci.*, Oct. 1997, pp. 514–523.
- [74] E. Beigman and B. B. Klebanov, "Learning with annotation noise," in *Proc. Joint Conf. 47th Annu. Meeting ACL 4th Int. Joint Conf. Natural Lang. Process.*, vol. 1. Singapore, Aug. 2009, pp. 280–287.
- [75] B. B. Klebanov and E. Beigman, "From annotator agreement to noise models," *Comput. Linguist.*, vol. 35, no. 4, pp. 495–503, 2009.
- [76] A. Kolcz and G. V. Cormack, "Genre-based decomposition of email class noise," in *Proc. 15th ACM SIGKDD Int. Conf. Knowl. Discovery Data Mining*, Paris, France, Jun./Jul. 2009, pp. 427–436.
- [77] B. B. Klebanov and E. Beigman, "Some empirical evidence for annotation noise in a benchmarked dataset," in *Proc. Human Lang. Technol., Annu. Conf. North Amer. Chapter ACL*, Los Angeles, CA, USA, Jun. 2010, pp. 438–446.
- [78] T. Denœux, "A k-nearest neighbor classification rule based on Dempster-Shafer theory," *IEEE Trans. Syst., Man, Cybern.*, vol. 25, no. 5, pp. 804–813, May 1995.
- [79] T. Denœux, "Analysis of evidence-theoretic decision rules for pattern classification," *Pattern Recognit.*, vol. 30, no. 7, pp. 1095–1107, 1997.
- [80] T. Denœux, "A neural network classifier based on Dempster-Shafer theory," *IEEE Trans. Syst., Man, Cybern. A, Syst., Humans*, vol. 30, no. 2, pp. 131–150, Mar. 2000.
- [81] P. S. Sastry, G. D. Nagendra, and N. Manwani, "A team of continuous-action learning automata for noise-tolerant learning of half-spaces," *IEEE Trans. Syst., Man, Cybern. B, Cybern.*, vol. 40, no. 1, pp. 19–28, Feb. 2010.
- [82] N. Manwani and P. S. Sastry, "Noise tolerance under risk minimization," *IEEE Trans. Cybern.*, vol. 43, no. 3, pp. 1146–1151, Jun. 2013.
- [83] A. Sarma and D. D. Palmer, "Context-based speech recognition error detection and correction," in *Proc. Human Lang. Technol. Conf./North Amer. Chapter AACL Annu. Meeting*, Boston, MA, USA, May 2004, pp. 85–88.
- [84] M. J. García-Zattera, T. Mutsvari, A. Jara, D. Declercq, and E. Lesaffrea, "Correcting for misclassification for a monotone disease process with an application in dental research," *Statist. Med.*, vol. 29, no. 30, pp. 3103–3117, 2010.
- [85] L. Breiman, "Randomizing outputs to increase prediction accuracy," *Mach. Learn.*, vol. 40, no. 3, pp. 229–242, 2000.

- [86] G. Martínez-Muñoz and A. Suárez, "Switching class labels to generate classification ensembles," *Pattern Recognit.*, vol. 38, no. 10, pp. 1483–1494, 2005.
- [87] G. Martínez-Muñoz, A. Sánchez-Martínez, D. Hernández-Lobato, and A. Suárez, "Building ensembles of neural networks with class-switching," in *Proc. 16th Int. Conf. Artif. Neural Netw.*, vol. 1. Athens, Greece, Sep. 2006, pp. 178–187.
- [88] G. Martínez-Muñoz, A. Sánchez-Martínez, D. Hernández-Lobato, and A. Suárez, "Class-switching neural network ensembles," *Neurocomputing*, vol. 71, nos. 13–15, pp. 2521–2528, 2008.
- [89] D. P. Williams, "Label alteration to improve underwater mine classification," *IEEE Geosci. Remote Sens. Lett.*, vol. 8, no. 3, pp. 488–492, May 2011.
- [90] G. J. McLachlan, "Asymptotic results for discriminant analysis when the initial samples are misclassified," *Technometrics*, vol. 14, no. 2, pp. 415–422, 1972.
- [91] P. A. Lachenbruch, "Note on initial misclassification effects on the quadratic discriminant function," *Technometrics*, vol. 21, no. 1, pp. 129–132, 1979.
- [92] J. E. Michalek and R. C. Tripathi, "The effect of errors in diagnosis and measurement on the estimation of the probability of an event," *J. Amer. Statist. Assoc.*, vol. 75, no. 371, pp. 713–721, 1980.
- [93] Y. Bi and D. R. Jeske, "The efficiency of logistic regression compared to normal discriminant analysis under class-conditional classification noise," *J. Multivariate Anal.*, vol. 101, no. 7, pp. 1622–1637, 2010.
- [94] J. Sánchez, F. Pla, and F. Ferri, "Prototype selection for the nearest neighbour rule through proximity graphs," *Pattern Recognit. Lett.*, vol. 18, no. 6, pp. 507–513, 1997.
- [95] D. R. Wilson and T. R. Martinez, "Reduction techniques for instance-based learning algorithms," *Mach. Learn.*, vol. 38, no. 3, pp. 257–286, 2000.
- [96] S. Okamoto and Y. Nobuhiro, "An average-case analysis of the k-nearest neighbor classifier for noisy domains," in *Proc. 15th Int. Joint Conf. Artif. Intell.*, vol. 1. Nagoya, Japan, Aug. 1997, pp. 238–243.
- [97] J. Zhang and Y. Yang, "Robustness of regularized linear classification methods in text categorization," in *Proc. 26th Annu. Int. ACM SIGIR Conf. Res. Develop. Inf. Retr.*, Toronto, ON, Canada, Jul./Aug. 2003, pp. 190–197.
- [98] Y. Freund and R. Schapire, "A short introduction to boosting," *J. Jpn. Soc. Artif. Intell.*, vol. 14, no. 5, pp. 771–780, 1999.
- [99] D. Opitz and R. Maclin, "Popular ensemble methods: An empirical study," *J. Artif. Intell. Res.*, vol. 11, pp. 169–198, Jun. 1999.
- [100] T. G. Dietterich, "An experimental comparison of three methods for constructing ensembles of decision trees: Bagging, boosting, and randomization," *Mach. Learn.*, vol. 40, no. 2, pp. 139–157, 2000.
- [101] R. A. McDonald, D. J. Hand, and I. A. Eckley, "An empirical comparison of three boosting algorithms on real data sets with artificial class noise," in *Proc. 4th Int. Workshop Multiple Classifier Syst.*, Guilford, U.K., Jun. 2003, pp. 35–44.
- [102] P. Melville, N. Shah, L. Mihalkova, and R. J. Mooney, "Experiments on ensembles with missing and noisy data," in *Proc. 5th Int. Workshop Multi Classifier Syst.*, Cagliari, Italy, Jun. 2004, pp. 293–302.
- [103] W. Jiang, "Some theoretical aspects of boosting in the presence of noisy data," in *Proc. 18th Int. Conf. Mach. Learn.*, Williamstown, MA, USA, Jun./Jul. 2001, pp. 234–241.
- [104] J. Abellán and A. R. Masegosa, "Bagging decision trees on data sets with classification noise," in *Proc. 6th Int. Conf. Found. Inf. Knowl. Syst.*, Sofia, Bulgaria, Feb. 2010, pp. 248–265.
- [105] R. E. Schapire, Y. Freund, P. Bartlett, and W. S. Lee, "Boosting the margin: A new explanation for the effectiveness of voting methods," in *Proc. 14th Int. Conf. Mach. Learn.*, Nashville, TN, USA, Jul. 1997, pp. 322–330.
- [106] R. E. Schapire, Y. Freund, P. Bartlett, and W. S. Lee, "Boosting the margin: A new explanation for the effectiveness of voting methods," *Ann. Statist.*, vol. 26, no. 5, pp. 1651–1686, 1998.
- [107] T. Onoda, G. Rätsch, and K.-R. Müller, "An asymptotic analysis of AdaBoost in the binary classification case," in *Proc. Int. Conf. Artif. Neural Netw.*, Skövde, Sweden, Sep. 1998, pp. 195–200.
- [108] G. Rätsch, T. Onoda, and K.-R. Müller, "Soft margins for AdaBoost," *Mach. Learn.*, vol. 42, no. 3, pp. 287–320, 2001.
- [109] R. E. Schapire and Y. Singer, "Improved boosting algorithms using confidence-rated predictions," *Mach. Learn.*, vol. 37, no. 3, pp. 297–336, 1999.
- [110] K. M. Ali and M. J. Pazzani, "Error reduction through learning multiple descriptions," *Mach. Learn.*, vol. 24, pp. 173–202, 1996.
- [111] G. M. Weiss, "Learning with rare cases and small disjuncts," in *Proc. 12th Int. Conf. Mach. Learn.*, Tahoe City, CA, USA, Jul. 1995, pp. 558–565.
- [112] M. Hills, "Allocation rules and their error rates," *J. R. Statist. Soc. B, Methodol.*, vol. 28, no. 1, pp. 1–31, 1966.
- [113] G. L. Libralon, A. C. P. de Leon Ferreira de Carvalho, and A. C. Lorena, "Pre-processing for noise detection in gene expression classification data," *J. Brazil. Comput. Soc.*, vol. 15, no. 1, pp. 3–11, 2009.
- [114] A. C. Lorena and A. C. Carvalho, "Evaluation of noise reduction techniques in the splice junction recognition problem," *Genet. Molecular Biol.*, vol. 27, no. 4, pp. 665–672, 2004.
- [115] N. Segata, E. Blanzieri, and P. Cunningham, "A scalable noise reduction technique for large case-based systems," in *Proc. 8th Int. Conf. Case, Based Reason., Case, Based Reason. Res. Develop.*, Washington, DC, USA, Jul. 2009, pp. 328–342.
- [116] N. Segata, E. Blanzieri, S. Delany, and P. Cunningham, "Noise reduction for instance-based learning with a local maximal margin approach," *J. Intell. Inf. Syst.*, vol. 35, no. 2, pp. 301–331, 2010.
- [117] L. G. Valiant, "A theory of the learnable," in *Proc. 16th Annu. ACM Symp. Theory Comput.*, Washington, DC, USA, Apr./May 1984, pp. 436–445.
- [118] P. D. Laird, *Learning from Good and Bad Data*. Dordrecht, The Netherlands: Kluwer, 1988.
- [119] C. Gentile, "Improved lower bounds for learning from noisy examples: An information-theoretic approach," in *Proc. 11th Annu. Conf. Comput. Learn. Theory*, Madison, WI, USA, Jul. 1998, pp. 104–115.
- [120] Y. Sakakibara, "Noise-tolerant Occam algorithms and their applications to learning decision trees," *Mach. Learn.*, vol. 11, no. 1, pp. 37–62, 1993.
- [121] T. Bylander, "Learning linear threshold functions in the presence of classification noise," in *Proc. 7th Annu. Workshop Comput. Learn. Theory*, New Brunswick, NJ, USA, Jul. 1994, pp. 340–347.
- [122] A. Gaba and R. L. Winkler, "Implications of errors in survey data: A Bayesian model," *Manage. Sci.*, vol. 38, no. 7, pp. 913–925, 1992.
- [123] A. Tenenbein, "A double sampling scheme for estimating from binomial data with misclassifications," *J. Amer. Statist. Assoc.*, vol. 65, no. 331, pp. 1350–1361, 1970.
- [124] P. F. Thall, D. Jacoby, and S. O. Zimmerman, "Estimating genomic category probabilities from fluorescent *in situ* hybridization counts with misclassification," *J. R. Statist. Soc. C, Appl. Statist.*, vol. 45, no. 4, pp. 431–446, 1996.
- [125] S. L. Stewart, K. C. Swallen, S. L. Glaser, P. L. Horn-Ross, and D. W. West, "Adjustment of cancer incidence rates for ethnic misclassification," *Biometrics*, vol. 54, no. 2, pp. 774–781, 1998.
- [126] C. P. Lam and D. G. Stork, "Evaluating classifiers by means of test data with noisy labels," in *Proc. 18th Int. Joint Conf. Artif. Intell.*, Acapulco, Mexico, Aug. 2003, pp. 513–518.
- [127] G. V. Cormack and A. Kolcz, "Spam filter evaluation with imprecise ground truth," in *Proc. 32nd Int. ACM SIGIR Conf. Res. Develop. Inf. Retr.*, Boston, MA, USA, Jul. 2009, pp. 604–611.
- [128] W. Zhang, R. Rekaya, and K. Bertrand, "A method for predicting disease subtypes in presence of misclassification among training samples using gene expression: Application to human breast cancer," *Bioinformatics*, vol. 22, no. 3, pp. 317–325, 2006.
- [129] A. A. Shanab, T. M. Khoshgoftaar, and R. Wald, "Robustness of threshold-based feature rankers with data sampling on noisy and imbalanced data," in *Proc. 25th Int. Florida Artif. Intell. Res. Soc. Conf.*, Marco Island, FL, USA, May 2012, pp. 1–6.
- [130] R. Gerlach and J. Stamey, "Bayesian model selection for logistic regression with misclassified outcomes," *Statist. Model.*, vol. 7, no. 3, pp. 255–273, 2007.
- [131] B. Frénay, G. Doquire, and M. Verleysen, "Feature selection with imprecise labels: Estimating mutual information in the presence of label noise," *Comput. Statist. Data Anal.*, vol. 71, pp. 832–848, Mar. 2014.
- [132] C.-M. Teng, "Evaluating noise correction," in *Proc. 6th Pacific Rim Int. Conf. Artif. Intell.*, Melbourne, Australia, Aug./Sep. 2000, pp. 188–198.
- [133] C.-M. Teng, "A comparison of noise handling techniques," in *Proc. 14th Int. Florida Artif. Intell. Res. Soc. Conf.*, Key West, FL, USA, May 2001, pp. 269–273.
- [134] C.-M. Teng, "Dealing with data corruption in remote sensing," in *Proc. 6th Int. Symp. Adv. Intell. Data Anal.*, Madrid, Spain, Sep. 2005, pp. 452–463.
- [135] S. Golzari, S. Doraisamy, M. N. Sulaiman, and N. I. Udzir, "The effect of noise on RWTSAIRS classifier," *Eur. J. Sci. Res.*, vol. 31, no. 4, pp. 632–641, 2009.

- [136] C. Bouveyron and S. Girard, "Robust supervised classification with mixture models: Learning from data with uncertain labels," *Pattern Recognit.*, vol. 42, no. 11, pp. 2649–2658, 2009.
- [137] H. Yin and H. Dong, "The problem of noise in classification: Past, current and future work," in *Proc. IEEE 3rd Int. Conf. Commun. Softw. Netw.*, Xi'an, China, May 2011, pp. 412–416.
- [138] C. E. Brodley and M. A. Friedl, "Identifying and eliminating mislabeled training instances," in *Proc. 13th Nat. Conf. Artif. Intell.*, Portland, OR, USA, Aug. 1996, pp. 799–805.
- [139] P. L. Bartlett, M. I. Jordan, and J. D. McAuliffe, "Convexity, classification, and risk bounds," *J. Amer. Statist. Assoc.*, vol. 101, no. 473, pp. 138–156, 2006.
- [140] M. Thathachar and P. Sastry, *Networks of Learning Automata: Techniques for Online Stochastic Optimization*. Dordrecht, The Netherlands: Kluwer, 2004.
- [141] J. Friedman, T. Hastie, and R. Tibshirani, "Additive logistic regression: A statistical view of boosting," *Ann. Statist.*, vol. 28, no. 2, pp. 337–374, 2000.
- [142] Y. Freund, "An adaptive version of the boost by majority algorithm," *Mach. Learn.*, vol. 43, no. 3, pp. 293–318, 2001.
- [143] G. Rätsch, T. Onoda, and K.-R. Müller, "Regularizing AdaBoost," in *Advances in Neural Information Processing Systems*, vol. 11. Denver, CO, USA: MIT Press, Nov./Dec. 1998, pp. 564–570.
- [144] G. Rätsch, T. Onoda, and K. R. Müller, "An improvement of AdaBoost to avoid overfitting," in *Proc. 5th Int. Conf. Neural Inf. Process.*, Kitakyushu, Japan, Oct. 1998, pp. 506–509.
- [145] G. Rätsch, B. Schölkopf, A. J. Smola, S. Mika, T. Onoda, and K.-R. Müller, "Robust ensemble learning for data mining," in *Proc. 4th Pacific-Asia Conf. Knowl. Discovery Data Mining, Current Issues New Appl.*, Kyoto, Japan, Apr. 2000, pp. 341–344.
- [146] Y. Freund and R. E. Schapire, "Experiments with a new boosting algorithm," in *Proc. 13th Int. Conf. Mach. Learn.*, Bari, Italy, Jul. 1996, pp. 148–156.
- [147] L. Breiman, "Random forests," *Mach. Learn.*, vol. 45, no. 1, pp. 5–32, 2001.
- [148] J. Abellán and A. R. Masegosa, "An experimental study about simple decision trees for bagging ensemble on datasets with classification noise," in *Proc. 10th Eur. Conf. Symbolic Quant. Approaches Reason. Uncertainty*, Verona, Italy, Jul. 2009, pp. 446–456.
- [149] J. Abellán and S. Moral, "Building classification trees using the total uncertainty criterion," *Int. J. Intell. Syst.*, vol. 18, no. 12, pp. 1215–1225, 2003.
- [150] J. Abellán and A. R. Masegosa, "Bagging schemes on the presence of class noise in classification," *Expert Syst. Appl.*, vol. 39, no. 8, pp. 6827–6837, 2012.
- [151] A. Folleco, T. M. Khoshgoftaar, J. V. Hulse, and A. Napolitano, "Identifying learners robust to low quality data," *Informatica*, vol. 33, no. 3, pp. 245–259, 2009.
- [152] A. Folleco, T. M. Khoshgoftaar, J. V. Hulse, and L. A. Bullard, "Software quality modeling: The impact of class noise on the random forest classifier," in *Proc. IEEE Congr. Evol. Comput.*, Hong Kong, Jun. 2008, pp. 3853–3859.
- [153] T. M. Khoshgoftaar, J. Van Hulse, and A. Napolitano, "Supervised neural network modeling: An empirical investigation into learning from imbalanced data with labeling errors," *IEEE Trans. Neural Netw.*, vol. 21, no. 5, pp. 813–830, May 2010.
- [154] M. Wardeh, F. Coenen, and T. Bench-Capon, "Arguing from experience to classifying noisy data," in *Proc. 11th Int. Conf. Data Warehous. Knowl. Discovery*, Linz, Austria, Aug./Sep. 2009, pp. 354–365.
- [155] J. Sàez, M. Galar, J. Luengo, and F. Herrera, "A first study on decomposition strategies with data with class noise using decision trees," in *Proc. 7th Int. Conf. Hybrid Artif. Intell. Syst. II*, Salamanca, Spain, Mar. 2012, pp. 25–35.
- [156] G. M. Weiss and H. Hirsh, "The problem with noise and small disjuncts," in *Proc. Int. Conf. Mach. Learn.*, Madison, WI, USA, Jul. 1998, pp. 574–578.
- [157] J.-W. Sun, F.-Y. Zhao, C.-J. Wang, and S.-F. Chen, "Identifying and correcting mislabeled training instances," in *Proc. Future Generat. Commun. Netw.*, vol. 1. Jeju-Island, South Korea, Dec. 2007, pp. 244–250.
- [158] D. Gamberger, N. Lavrač, and S. Džeroski, "Noise elimination in inductive concept learning: A case study in medical diagnosis," in *Proc. 7th Int. Workshop Algorithmic Learn. Theory*, Sydney, Australia, Oct. 1996, pp. 199–212.
- [159] D. Gamberger and N. Lavrač, "Conditions for Occam's razor applicability and noise elimination," in *Proc. 9th Eur. Conf. Mach. Learn.*, Prague, Czech Republic, Apr. 1997, pp. 108–123.
- [160] D. Gamberger and N. Lavrač, "Noise detection and elimination applied to noise handling in a KRK chess endgame," in *Proc. 5th Int. Workshop Inductive Logic Program.*, Leuven, Belgium, Sep. 1997, pp. 59–75.
- [161] D. Gamberger, R. Boskovic, N. Lavrac, and C. Groselj, "Experiments with noise filtering in a medical domain," in *Proc. 16th Int. Conf. Mach. Learn.*, Bled, Slovenia, Jun. 1999, pp. 143–151.
- [162] D. Gamberger, N. Lavrac, and S. Džeroski, "Noise detection and elimination in data preprocessing: Experiments in medical domains," *Appl. Artif. Intell.*, vol. 14, no. 2, pp. 205–223, 2000.
- [163] X. Zhu and X. Wu, "Class noise handling for effective cost-sensitive learning by cost-guided iterative classification filtering," *IEEE Trans. Knowl. Data Eng.*, vol. 18, no. 10, pp. 1435–1440, Oct. 2006.
- [164] T. M. Khoshgoftaar and P. Rebour, "Generating multiple noise elimination filters with the ensemble-partitioning filter," in *Proc. IEEE Int. Conf. Inf. Reuse Integr.*, Las Vegas, NV, USA, Nov. 2004, pp. 369–375.
- [165] J. Thongkam, G. Xu, Y. Zhang, and F. Huang, "Support vector machine for outlier detection in breast cancer survivability prediction," in *Advanced Web and Network Technologies, and Applications*, Y. Ishikawa, J. He, G. Xu, Y. Shi, G. Huang, C. Pang, et al., Eds. Berlin, Germany: Springer-Verlag, 2008, pp. 99–109.
- [166] P. Jeatrakul, K. W. Wong, and C. C. Fung, "Data cleaning for classification using misclassification analysis," *J. Adv. Comput. Intell. Intell. Inf.*, vol. 14, no. 3, pp. 297–302, 2010.
- [167] A. L. Miranda, L. P. Garcia, A. C. Carvalho, and A. C. Lorena, "Use of classification algorithms in noise detection and elimination," in *Proc. 4th Int. Conf. Hybrid Artif. Intell. Syst.*, Salamanca, Spain, Jun. 2009, pp. 417–424.
- [168] N. Matic, I. Guyon, L. Bottou, J. Denker, and V. Vapnik, "Computer aided cleaning of large databases for character recognition," in *Proc. 11th IAPR Int. Conf. Pattern Recognit., Conf. B, Pattern Recognit. Methodol. Syst.*, The Hague, The Netherlands, Aug./Sep. 1992, pp. 330–333.
- [169] I. Guyon, N. Matic, and V. Vapnik, "Discovering informative patterns and data cleaning," in *Advances in Knowledge Discovery and Data Mining*, U. Fayyad, G. Piatetsky-Shapiro, P. Smyth, and R. Uthurusamy, Eds. Cambridge, MA, USA: MIT Press, 1996, pp. 181–203.
- [170] A. Angelova, Y. Abu-Mostafa, and P. Perona, "Pruning training sets for learning of object categories," in *Proc. IEEE Comput. Soc. Conf. Comput. Vis. Pattern Recognit.*, San Diego, CA, USA, Jun. 2005, pp. 494–501.
- [171] G. H. John, "Robust decision trees: Removing outliers from databases," in *Proc. 1st Int. Conf. Knowl. Discovery Data Mining*, Montreal, QC, Canada, Aug. 1995, pp. 174–179.
- [172] T. Oates and D. Jensen, "The effects of training set size on decision tree complexity," in *Proc. 14th Int. Conf. Mach. Learn.*, Nashville, TN, USA, Jul. 1997, pp. 254–262.
- [173] S. Verbaeten, "Identifying mislabeled training examples in ILP classification problems," in *Proc. 12th Belgian-Dutch Conf. Mach. Learn.*, Utrecht, The Netherlands, Dec. 2002, pp. 71–78.
- [174] L. Bottou and V. Vapnik, "Local learning algorithms," *Neural Comput.*, vol. 4, no. 6, pp. 888–900, 1992.
- [175] T. Hastie and R. Tibshirani, "Discriminant adaptive nearest neighbor classification," *IEEE Trans. Pattern Anal. Mach. Intell.*, vol. 18, no. 6, pp. 607–616, Jun. 1996.
- [176] E. Blanzieri and F. Melgani, "An adaptive SVM nearest neighbor classifier for remotely sensed imagery," in *Proc. IEEE Int. Conf. Geosci. Remote Sens. Symp.*, Denver, CO, USA, Jul./Aug. 2006, pp. 3931–3934.
- [177] E. Blanzieri and F. Melgani, "Nearest neighbor classification of remote sensing images with the maximal margin principle," *IEEE Trans. Geosci. Remote Sens.*, vol. 46, no. 6, pp. 1804–1811, Jun. 2008.
- [178] J. S. Sánchez, R. Barandela, A. I. Marqués, R. Alejo, and J. Badenas, "Analysis of new techniques to obtain quality training sets," *Pattern Recognit. Lett.*, vol. 24, no. 7, pp. 1015–1022, 2003.
- [179] B. Chaudhuri, "A new definition of neighborhood of a point in multi-dimensional space," *Pattern Recognit. Lett.*, vol. 17, no. 1, pp. 11–17, 1996.
- [180] C. E. Brodley and M. A. Friedl, "Improving automated land cover mapping by identifying and eliminating mislabeled observations from training data," in *Proc. Int. Geosci. Remote Sens. Symp.*, Lincoln, NE, USA, May 1996, pp. 27–31.
- [181] S. Weisberg, *Applied Linear Regression*. New York, NY, USA: Wiley, 1985.

- [182] B. Sluban, D. Gamberger, and N. Lavrac, "Advances in class noise detection," in *Proc. 19th Eur. Conf. Artif. Intell.*, Lisbon, Portugal, Aug. 2010, pp. 1105–1106.
- [183] H. Berthelsen and B. Megyesi, "Ensemble of classifiers for noise detection in PoS tagged corpora," in *Proc. 3rd Int. Workshop Text, Speech Dialogue*, Brno, Czech Republic, Sep. 2000, pp. 27–32.
- [184] S. Verbaeten and A. Van Assche, "Ensemble methods for noise elimination in classification problems," in *Proc. 4th Int. Conf. Multiple Classifier Syst.*, Guildford, U.K., Jun. 2003, pp. 317–325.
- [185] X. Zhu, X. Wu, and Q. Chen, "Bridging local and global data cleansing: Identifying class noise in large, distributed data datasets," *Data Mining Knowl. Discovery*, vol. 12, nos. 2–3, pp. 275–308, 2006.
- [186] Y. Xiao, T. Khoshgoftaar, and N. Seliya, "The partitioning- and rule-based filter for noise detection," in *Proc. IEEE Int. Conf. Inf. Reuse Integr.*, Las Vegas, NV, USA, Aug. 2005, pp. 205–210.
- [187] C. Zhang, C. Wu, E. Blanzieri, Y. Zhou, Y. Wang, W. Du, et al., "Methods for labeling error detection in microarrays based on the effect of data perturbation on the regression model," *Bioinformatics*, vol. 25, no. 20, pp. 2708–2714, 2009.
- [188] Y. Zhou, C. Xing, W. Shen, Y. Sun, J. Wu, and X. Zhou, "A fast algorithm for outlier detection in microarray," in *Proc. Int. Conf. Adv. Comput. Sci., Environ., Ecoinformat., Educ.*, Wuhan, China, Aug. 2011, pp. 513–519.
- [189] T. Cover and P. Hart, "Nearest neighbor pattern classification," *IEEE Trans. Inf. Theory*, vol. 13, no. 1, pp. 21–27, Jan. 1967.
- [190] B. Dasarathy, *Nearest Neighbor (NN) Norms: NN Pattern Classification Techniques*. Washington, DC, USA: IEEE Computer Society Press, 1991.
- [191] P. Devijver and J. Kittler, *Pattern Recognition: A Statistical Approach*. Englewood Cliffs, NJ, USA: Prentice-Hall, 1982.
- [192] R. Pan, Q. Yang, and S. J. Pan, "Mining competent case bases for case-based reasoning," *Artif. Intell.*, vol. 171, nos. 16–17, pp. 1039–1068, 2007.
- [193] D. R. Wilson and T. R. Martinez, "Instance pruning techniques," in *Proc. Int. Conf. Mach. Learn.*, Nashville, TN, USA, Jul. 1997, pp. 403–411.
- [194] S. J. Delany, N. Segata, and B. M. Namee, "Profiling instances in noise reduction," *Knowl.-Based Syst.*, vol. 31, pp. 28–40, Jul. 2012.
- [195] P. Hart, "The condensed nearest neighbor rule," *IEEE Trans. Inf. Theory*, vol. 14, no. 5, pp. 515–516, May 1968.
- [196] G. W. Gates, "The reduced nearest neighbor rule (Corresp.)," *IEEE Trans. Inf. Theory*, vol. 18, no. 3, pp. 431–433, May 1972.
- [197] S. J. Delany and P. Cunningham, "An analysis of case-base editing in a spam filtering system," in *Proc. 7th Eur. Conf. Case Based Reasoning*, Madrid, Spain, Aug./Sep. 2004, pp. 128–141.
- [198] A. Franco, D. Maltoni, and L. Nanni, "Data pre-processing through reward-punishment editing," *Pattern Anal. Appl.*, vol. 13, no. 4, pp. 367–381, 2010.
- [199] L. Nanni and A. Franco, "Reduced reward-punishment editing for building ensembles of classifiers," *Expert Syst. Appl.*, vol. 38, no. 3, pp. 2395–2400, 2011.
- [200] J. Koplowitz, "On the relation of performance to editing in nearest neighbor rules," *Pattern Recognit.*, vol. 13, no. 3, pp. 251–255, 1981.
- [201] G. Libralon, A. Carvalho, and A. Lorena, "Ensembles of pre-processing techniques for noise detection in gene expression data," in *Proc. 15th Int. Conf. Adv. Neuro-Inf. Process.*, vol. 1. Auckland, New Zealand, Nov. 2009, pp. 486–493.
- [202] D. L. Wilson, "Asymptotic properties of nearest neighbor rules using edited data," *IEEE Trans. Syst., Man, Cybern.*, vol. 2, no. 3, pp. 408–421, Jul. 1972.
- [203] I. Tomek, "An experiment with the edited nearest-neighbor rule," *IEEE Trans. Syst., Man, Cybern.*, vol. 6, no. 6, pp. 448–452, Jun. 1976.
- [204] D. W. Aha and D. Kibler, "Noise-tolerant instance-based learning algorithms," in *Proc. 11th Int. Joint Conf. Artif. Intell.*, vol. 1. Detroit, MI, USA, Aug. 1989, pp. 794–799.
- [205] D. W. Aha, D. Kibler, and M. K. Albert, "Instance-based learning algorithms," *Mach. Learn.*, vol. 6, no. 1, pp. 37–66, 1991.
- [206] A. C. Lorena, G. E. A. P. A. Batista, A. C. P. L. F. de Carvalho, and M. C. Monard, "The influence of noisy patterns in the performance of learning methods in the splice junction recognition problem," in *Proc. 7th Brazilian Symp. Neural Netw.*, Recife, Brazil, Nov. 2002, pp. 31–37.
- [207] I. Tomek, "Two modifications of CNN," *IEEE Trans. Syst., Man, Cybern.*, vol. 6, no. 11, pp. 769–772, Nov. 1976.
- [208] M. R. Smith and T. Martinez, "Improving classification accuracy by identifying and removing instances that should be misclassified," in *Proc. Int. Joint Conf. Neural Netw.*, San Jose, CA, USA, Jul./Aug. 2011, pp. 2690–2697.
- [209] F. Muhlenbach, S. Lallich, and D. A. Zighed, "Identifying and handling mislabelled instances," *J. Intell. Inf. Syst.*, vol. 22, no. 1, pp. 89–109, 2004.
- [210] M. Tuceryan and T. Chorzempa, "Relative sensitivity of a family of closest-point graphs in computer vision applications," *Pattern Recognit.*, vol. 24, no. 5, pp. 361–373, 1991.
- [211] J. W. Jaromczyk and G. T. Toussaint, "Relative neighborhood graphs and their relatives," *Proc. IEEE*, vol. 80, no. 9, pp. 1502–1517, Sep. 1992.
- [212] W. Du and K. Urahama, "Error-correcting semi-supervised learning with mode-filter on graphs," in *Proc. IEEE 12th ICCV Workshops*, Kyoto, Japan, Sep./Oct. 2009, pp. 2095–2100.
- [213] W. Du and K. Urahama, "Error-correcting semi-supervised pattern recognition with mode filter on graphs," in *Proc. 2nd Int. Symp. Aware Comput.*, Taiwan, Nov. 2010, pp. 6–11.
- [214] S. Lallich, F. Muhlenbach, and D. A. Zighed, "Improving classification by removing or relabeling mislabeled instances," in *Proc. 13th Int. Symp. Found. Intell. Syst.*, Lyon, France, Jun. 2002, pp. 5–15.
- [215] A. Karmaker and S. Kwek, "A boosting approach to remove class label noise," *Int. J. Hybrid Intell. Syst.*, vol. 3, no. 3, pp. 169–177, 2006.
- [216] Y. Gao, F. Gao, and X. Guan, "Improved boosting algorithm with adaptive filtration," in *Proc. 8th World Congr. Intell. Control Autom.*, Jinan, China, Jul. 2010, pp. 3173–3178.
- [217] V. Wheway, "Using boosting to detect noisy data," in *Advances in Artificial Intelligence. PRICAI 2000 Workshop Reader*, R. Kowalczyk, S. W. Loke, N. E. Reed, and G. J. Williams, Eds. Berlin, Germany: Springer-Verlag, 2001, pp. 123–132.
- [218] L. Breiman, "Arcing the edge," Dept. Statist., Univ. California, Berkeley, CA, USA, Tech. Rep. 486, 1997.
- [219] N. Ghoggalii and F. Melgani, "Automatic ground-truth validation with genetic algorithms for multispectral image classification," *IEEE Trans. Geosci. Remote Sens.*, vol. 47, no. 7, pp. 2172–2181, Jul. 2009.
- [220] X. Zeng and T. R. Martinez, "An algorithm for correcting mislabeled data," *Intell. Data Anal.*, vol. 5, no. 6, pp. 491–502, 2001.
- [221] X. Zeng and T. Martinez, "A noise filtering method using neural networks," in *Proc. IEEE Int. Workshop Soft Comput. Tech. Instrum., Meas. Related Appl.*, Provo, UT, USA, May 2003, pp. 26–31.
- [222] X. Zeng and T. R. Martinez, "Using decision trees and soft labeling to filter mislabeled data," *J. Intell. Syst.*, vol. 17, no. 4, pp. 331–354, 2011.
- [223] S. Cuendet, D. Hakkani-Tür, and E. Shriberg, "Automatic labeling inconsistencies detection and correction for sentence unit segmentation in conversational speech," in *Proc. 4th Int. Conf. Mach. Learn. Multimodal Interact.*, Brno, Czech Republic, Jun. 2008, pp. 144–155.
- [224] J. Van Hulse and T. Khoshgoftaar, "Knowledge discovery from imbalanced and noisy data," *Data Knowl. Eng.*, vol. 68, no. 12, pp. 1513–1542, 2009.
- [225] C. Seiffert, T. M. Khoshgoftaar, J. V. Hulse, and A. Folleco, "An empirical study of the classification performance of learners on imbalanced and noisy software quality data," in *Proc. IEEE Int. Conf. Inf. Reuse Integr.*, Las Vegas, NV, USA, Aug. 2007, pp. 651–658.
- [226] A. Srinivasan, S. Muggleton, and M. Bain, "Distinguishing exceptions from noise in non monotonic learning," in *Proc. 2nd Int. Workshop Induct. Logic Program.*, Tokyo, Japan, Jun. 1992, pp. 97–107.
- [227] M. Evans, I. Guttman, Y. Haitovsky, and T. Swartz, "Bayesian analysis of binary data subject to misclassification," in *Bayesian Analysis in Statistics and Econometrics: Essays in Honor of Arnold Zellner*, D. Berry, K. Chaloner, and J. Geweke, Eds. New York, NY, USA: Wiley, 1996, pp. 67–77.
- [228] T. Swartz, Y. Haitovsky, A. Vexler, and T. Yang, "Bayesian identifiability and misclassification in multinomial data," *Can. J. Statist.*, vol. 32, no. 3, pp. 285–302, 2004.
- [229] A. Gaba, "Inferences with an unknown noise level in a Bernoulli process," *Manage. Sci.*, vol. 39, no. 10, pp. 1227–1237, 1993.
- [230] R. L. Winkler, "Information loss in noisy and dependent processes," in *Bayesian Statistics*, vol. 2, J. M. Bernardo, M. H. DeGroot, D. V. Lindley, and A. F. M. Smith, Eds. Amsterdam, The Netherlands: North Holland, 1985, pp. 559–570.
- [231] M.-G. Basáñez, C. Marshall, H. Carabin, T. Gyorkos, and L. Joseph, "Bayesian statistics for parasitologists," *Trends Parasitol.*, vol. 20, no. 2, pp. 85–91, 2004.
- [232] W. O. Johnson and J. L. Gastwirth, "Bayesian inference for medical screening tests: Approximations useful for the analysis of acquired immune deficiency syndrome," *J. R. Statist. Soc. B, Methodol.*, vol. 53, no. 2, pp. 427–439, 1991.
- [233] L. Joseph and T. W. Gyorkos, "Inferences for likelihood ratios in the absence of a 'gold standard'," *Med. Decis. Making*, vol. 16, no. 4, pp. 412–417, 1996.

- [234] P. Gustafson, N. D. Le, and R. Saskin, "Case-control analysis with partial knowledge of exposure misclassification probabilities," *Biometrics*, vol. 57, no. 2, pp. 598–609, 2001.
- [235] R. Rekaya, K. A. Weigel, and D. Gianola, "Threshold model for misclassified binary responses with applications to animal breeding," *Biometrics*, vol. 57, no. 4, pp. 1123–1129, 2001.
- [236] C. D. Paulino, P. Soares, and J. Neuhaus, "Binomial regression with misclassification," *Biometrics*, vol. 59, no. 3, pp. 670–675, 2003.
- [237] M. Ruiz, F. J. Girón, C. J. Pérez, J. Martín, and C. Rojano, "A Bayesian model for multinomial sampling with misclassified data," *J. Appl. Statist.*, vol. 35, no. 4, pp. 369–382, 2008.
- [238] J. Liu, P. Gustafson, N. Cherry, and I. Burstyn, "Bayesian analysis of a matched case-control study with expert prior information on both the misclassification of exposure and the exposure-disease association," *Statist. Med.*, vol. 28, no. 27, pp. 3411–3423, 2009.
- [239] J. A. Achcar, E. Z. Martinez, and F. Louzada-Neto, "Binary data in the presence of misclassifications," in *Proc. 16th Symp. Int. Assoc. Statist. Comput.*, Praga, Czech Republic, Aug. 2004, pp. 581–587.
- [240] P. McInturff, W. O. Johnson, D. Cowling, and I. A. Gardner, "Modelling risk when binary outcomes are subject to error," *Statist. Med.*, vol. 23, no. 7, pp. 1095–1109, 2004.
- [241] C. D. Paulino, G. Silva, and J. A. Achcar, "Bayesian analysis of correlated misclassified binary data," *Comput. Statist. Data Anal.*, vol. 49, no. 4, pp. 1120–1131, 2005.
- [242] F. O. Kaster, B. H. Menze, M.-A. Weber, and F. A. Hamprecht, "Comparative validation of graphical models for learning tumor segmentations from noisy manual annotations," in *Proc. Int. MICCAI Conf. Med. Comput. Vis., Recognit. Tech. Appl. Med. Imag.*, Beijing, China, Sep. 2011, pp. 74–85.
- [243] A. Hadgu, N. Dendukuri, and J. Hilden, "Evaluation of nucleic acid amplification tests in the absence of a perfect gold-standard test: A review of the statistical and epidemiologic issues," *Epidemiology*, vol. 16, no. 5, pp. 604–612, 2005.
- [244] M. Ladouceur, E. Rahme, C. A. Pineau, and L. Joseph, "Robustness of prevalence estimates derived from misclassified data from administrative databases," *Biometrics*, vol. 63, no. 1, pp. 272–279, 2007.
- [245] K. Robbins, S. Joseph, W. Zhang, R. Rekaya, and J. Bertrand, "Classification of incipient alzheimer patients using gene expression data: Dealing with potential misdiagnosis," *Online J. Bioinformat.*, vol. 7, no. 1, pp. 22–31, 2006.
- [246] D. Hernandez-Lobato, J. M. Hernandez-Lobato, and P. Dupont, "Robust multi-class Gaussian process classification," in *Advances in Neural Information Processing Systems*, vol. 24. Granada, Spain: MIT Press, Dec. 2011, pp. 280–288.
- [247] H.-C. Kim and Z. Ghahramani, "Bayesian Gaussian process classification with the EM-EP algorithm," *IEEE Trans. Pattern Anal. Mach. Intell.*, vol. 28, no. 12, pp. 1948–1959, Dec. 2006.
- [248] F. L. Wauthier and M. I. Jordan, "Heavy-tailed process priors for selective shrinkage," in *Advances in Neural Information Processing Systems*, vol. 23. Vancouver, BC, Canada: MIT Press, Dec. 2010, pp. 2406–2414.
- [249] E. Eskin, "Detecting errors within a corpus using anomaly detection," in *Proc. 1st NAACL Conf.*, Washington, DC, USA, May 2000, pp. 148–153.
- [250] Y. Mansour and M. Parnas, "Learning conjunctions with noise under product distributions," *Inf. Process. Lett.*, vol. 68, no. 4, pp. 189–196, 1998.
- [251] Y. Li, L. F. Wessels, D. de Ridder, and M. J. Reinders, "Classification in the presence of class noise using a probabilistic kernel fisher method," *Pattern Recognit.*, vol. 40, no. 12, pp. 3349–3357, 2007.
- [252] J. Bootkrajang and A. Kaban, "Multi-class classification in the presence of labelling errors," in *Proc. 19th Eur. Symp. Artif. Neural Netw.*, Bruges, Belgium, Apr. 2011, pp. 345–350.
- [253] B. Frénay, G. de Lannoy, and M. Verleysen, "Label noise-tolerant hidden Markov models for segmentation: Application to ECGs," in *Proc. Eur. Conf. Mach. Learn. Knowl. Discovery Databases*, vol. 1. Athens, Greece, Sep. 2011, pp. 455–470.
- [254] J. Larsen, L. N. Andersen, M. Hintz-madsen, and L. K. Hansen, "Design of robust neural network classifiers," in *Proc. IEEE Int. Conf. Acoust., Speech Signal Process.*, Washington, DC, USA, May 1998, pp. 1205–1208.
- [255] S. Sigurdsson, J. Larsen, L. K. Hansen, P. A. Philipsen, and H. C. Wulf, "Outlier estimation and detection: Application to skin lesion classification," in *Proc. Int. Conf. Acoust., Speech Signal Process.*, Orlando, FL, USA, May 2002, pp. 1049–1052.
- [256] H.-C. Kim and Z. Ghahramani, "Outlier robust Gaussian process classification," in *Proc. Joint IAPR Int. Workshop Structural, Syntactic, Statist. Pattern Recognit.*, Orlando, FL, USA, Dec. 2008, pp. 896–905.
- [257] H. Valizadegan and P.-N. Tan, "Kernel based detection of mislabeled training examples," in *Proc. SIAM Conf. Data Mining*, Minneapolis, MN, USA, Apr. 2007, pp. 1–11.
- [258] R. Xu and D. I. Wunsch, "Survey of clustering algorithms," *IEEE Trans. Neural Netw.*, vol. 16, no. 3, pp. 645–678, May 2005.
- [259] T. Hastie and R. Tibshirani, "Discriminant analysis by Gaussian mixtures," *J. R. Statist. Soc. B, Methodol.*, vol. 58, no. 1, pp. 155–176, 1996.
- [260] C. Bouveyron, "Weakly-supervised classification with mixture models for cervical cancer detection," in *Proc. 10th Int. Work-Conf. Artif. Neural Netw. I, Bio-Inspired Syst., Comput. Ambient Intell.*, Salamanca, Spain, Jun. 2009, pp. 1021–1028.
- [261] C. Bouveyron, S. Girard, and M. Olteanu, "Supervised classification of categorical data with uncertain labels for DNA barcoding," in *Proc. 17th Eur. Symp. Artif. Neural Netw.*, Bruges, Belgium, Apr. 2009, pp. 29–34.
- [262] U. Rebbapragada and C. E. Brodley, "Class noise mitigation through instance weighting," in *Proc. 18th Eur. Conf. Machine Learning*, Warsaw, Poland, Sep. 2007, pp. 708–715.
- [263] N. El Gayar, F. Schwenker, and G. Palm, "A study of the robustness of KNN classifiers trained using soft labels," in *Proc. 2nd Int. Conf. Artif. Neural Netw. Pattern Recognit.*, Ulm, Germany, Aug./Sep. 2006, pp. 67–80.
- [264] J. M. Keller, M. R. Gray, and J. J. A. Givens, "A fuzzy K-nearest neighbor algorithm," *IEEE Trans. Syst., Man Cybern.*, vol. 15, no. 4, pp. 580–585, Jul./Aug. 1985.
- [265] G. Shafer, *A Mathematical Theory of Evidence*. Princeton, NJ, USA: Princeton Univ. Press, 1976.
- [266] P. Smets, "Decision making in the TBM: The necessity of the pignistic transformation," *Int. J. Approx. Reason.*, vol. 38, no. 2, pp. 133–147, Feb. 2005.
- [267] P. Vannoorenberghe and T. Denœux, "Handling uncertain labels in multiclass problems using belief decision trees," in *Proc. 9th Int. Conf. Inf. Process. Manag. Uncertainty*, Annecy, France, Jul. 2002, pp. 1919–1926.
- [268] E. Côme, L. Oukhellou, T. Denœux, and P. Akinin, "Mixture model estimation with soft labels," in *Soft Methods for Handling Variability and Imprecision*, D. Dubois, M. A. Lubiano, H. Prade, M. Angeles Gil, P. Grzegorzewski, and O. Hryniewicz, Eds. Berlin, Germany: Springer-Verlag, 2008, pp. 165–174.
- [269] E. Côme, L. Oukhellou, T. Denœux, and P. Akinin, "Learning from partially supervised data using mixture models and belief functions," *Pattern Recognit.*, vol. 42, no. 3, pp. 334–348, Mar. 2009.
- [270] B. Quost and T. Denœux, "Learning from data with uncertain labels by boosting credal classifiers," in *Proc. 1st ACM SIGKDD Workshop Knowl. Discovery Uncertain Data*, Paris, France, Jun. 2009, pp. 38–47.
- [271] M. Tabassian, R. Ghaderi, and R. Ebrahimpour, "Knitted fabric defect classification for uncertain labels based on Dempster-Shafer theory of evidence," *Expert Syst. Appl.*, vol. 38, no. 5, pp. 5259–5267, May 2011.
- [272] Z. Younes, F. Abdallah, and T. Denœux, "Evidential multi-label classification approach to learning from data with imprecise labels," in *Proc. 13th Int. Conf. Inf. Process. Manag. Uncertainty*, Dortmund, Germany, Jun./Jul. 2010, pp. 119–128.
- [273] A. Ganapathiraju, J. Picone, and M. State, "Support vector machines for automatic data cleanup," in *Proc. 6th Int. Conf. Spoken Lang. Process.*, Beijing, China, Oct. 2000, pp. 210–213.
- [274] R. Rosales, G. Fung, and W. Tong, "Automatic discrimination of mislabeled training points for large margin classifiers," in *Proc. Snowbird Mach. Learn. Workshop*, Clearwater, FL, USA, Apr. 2009, pp. 1–2.
- [275] O. Dekel and O. Shamir, "Good learners for evil teachers," in *Proc. 26th Ann. Int. Conf. Mach. Learn.*, Montreal, PQ, Canada, Jun. 2009, pp. 233–240.
- [276] C.-F. Lin and S.-D. Wang, "Training algorithms for fuzzy support vector machines with noisy data," *Pattern Recognit. Lett.*, vol. 25, no. 14, pp. 1647–1656, 2004.
- [277] W. An and M. Liang, "Fuzzy support vector machine based on within-class scatter for classification problems with outliers or noises," *Neurocomputing*, vol. 110, pp. 101–110, Jun. 2013.
- [278] D.-F. Li, W.-C. Hu, W. Xiong, and J.-B. Yang, "Fuzzy relevance vector machine for learning from unbalanced data and noise," *Pattern Recognit. Lett.*, vol. 29, no. 9, pp. 1175–1181, Jan. 2008.
- [279] M. Sabzevar, H. S. Yazdi, M. Naghibzadeh, and S. Effati, "Emphatic constraints support vector machine," *Int. J. Comput. Electr. Eng.*, vol. 2, no. 2, pp. 296–306, 2010.

- [280] L. Xu, K. Crammer, and D. Schuurmans, "Robust support vector machine training via convex outlier ablation," in *Proc. 21st Nat. Conf. Artif. Intell.*, vol. 1. Boston, MA, USA, Jul. 2006, pp. 536–542.
- [281] L. Mason, J. Baxter, P. Bartlett, and M. Frean, "Functional gradient techniques for combining hypotheses," in *Advances in Large Margin Classifiers*, A. Smola, P. Bartlett, B. Schölkopf, and D. Schuurmans, Eds. Cambridge, MA, USA: MIT Press, 2000, pp. 221–246.
- [282] N. Krause and Y. Singer, "Leveraging the margin more carefully," in *Proc. 21st Int. Conf. Mach. Learn.*, Banff, AB, Canada, Jul. 2004, pp. 63–70.
- [283] H. Masnadi-Shirazi and N. Vasconcelos, "On the design of loss functions for classification: Theory, robustness to outliers, and SavageBoost," in *Proc. Adv. NIPS*, Dec. 2008, pp. 1049–1056.
- [284] H. Masnadi-Shirazi, V. Mahadevan, and N. Vasconcelos, "On the design of robust classifiers for computer vision," in *Proc. IEEE CVPR*, San Francisco, CA, USA, Jun. 2010, pp. 779–786.
- [285] G. Stempfel and L. Ralaivola, "Learning SVMs from sloppily labeled data," in *Proc. 19th Int. Conf. Artif. Neural Netw.*, Limassol, Cyprus, Sep. 2009, pp. 884–893.
- [286] R. Khardon and G. Wachman, "Noise tolerant variants of the perceptron algorithm," *J. Mach. Learn. Res.*, vol. 8, pp. 227–248, Feb. 2007.
- [287] A. Kowalczyk, A. J. Smola, and R. C. Williamson, "Kernel machines and boolean functions," in *Proc. Adv. NIPS*, Vancouver, BC, Canada, Dec. 2001, pp. 439–446.
- [288] Y. Li and P. M. Long, "The relaxed online maximum margin algorithm," *Mach. Learn.*, vol. 46, nos. 1–3, pp. 361–387, 2002.
- [289] N. Cristianini and J. Shawe-Taylor, *An Introduction to Support Vector Machines and Other Kernel-Based Learning Methods*. Cambridge, U.K.: Cambridge Univ. Press, 2000.
- [290] W. Krauth and M. Mézard, "Learning algorithms with optimal stability in neural networks," *J. Phys. A, Math. General*, vol. 20, no. 11, pp. L745–L752, 1987.
- [291] P. Clark and T. Niblett, "The CN₂ induction algorithm," *Mach. Learn.*, vol. 3, no. 4, pp. 261–283, Mar. 1989.
- [292] C. Domingo and O. Watanabe, "MadaBoost: A modification of AdaBoost," in *Proc. 13th Ann. Conf. Comput. Learn. Theory*, San Francisco, CA, USA, Jun. 2000, pp. 180–189.
- [293] N. C. Oza, "Boosting with averaged weight vectors," in *Proc. 4th Int. Conf. Multiple Classifier Syst.*, Guildford, U.K., Jun. 2003, pp. 15–24.
- [294] N. C. Oza, "AveBoost2: Boosting for noisy data," in *Proc. 5th Int. Conf. Multiple Classifier Syst.*, Cagliari, Italy, Jun. 2004, pp. 31–40.
- [295] Y. Kim, "Averaged boosting: A noise-robust ensemble method," in *Proc. 7th Pacific, Asia Conf. Adv. Knowl. Discovery Data Mining*, Seoul, Korea, Apr./May 2003, pp. 388–393.
- [296] V. Gómez-Verdejo, M. Ortega-Moral, J. Arenas-García, and A. R. Figueiras-Vidal, "Boosting by weighting critical and erroneous samples," *Neurocomputing*, vol. 69, nos. 7–9, pp. 679–685, Mar. 2006.
- [297] A. Krieger, C. Long, and A. Wyner, "Boosting noisy data," in *Proc. 18th Int. Conf. Mach. Learn.*, Williamstown, MA, USA, Jun./Jul. 2001, pp. 274–281.
- [298] G. I. Webb, "MultiBoosting: A technique for combining boosting and wagging," *Mach. Learn.*, vol. 40, no. 2, pp. 159–196, 2000.
- [299] I. Cantador and J. R. Dorronsoro, "Boosting parallel perceptrons for label noise reduction in classification problems," in *Proc. 1st Int. Work. Conf. Interplay Between Natural Artif. Comput.*, Las Palmas, Spain, Jun. 2005, pp. 586–593.
- [300] D. Guan, W. Yuan, Y.-K. Lee, and S. Lee, "Identifying mislabeled training data with the aid of unlabeled data," *Appl. Intell.*, vol. 35, no. 3, pp. 345–358, Dec. 2011.
- [301] L. Bruzzone and C. Persello, "A novel context-sensitive semi-supervised SVM classifier robust to mislabeled training samples," *IEEE Trans. Geosci. Remote Sens.*, vol. 47, no. 7, pp. 2142–2154, Jul. 2009.
- [302] C.-T. L. C.-H. Li, B.-C. Kuo, and C.-S. Huang, "A spatial-contextual support vector machine for remotely sensed image classification," *IEEE Trans. Geosci. Remote Sens.*, vol. 50, no. 3, pp. 784–799, Mar. 2012.
- [303] Y. Duan, Y. Gao, X. Ren, H. Che, and K. Yang, "Semi-supervised classification and noise detection," in *Proc. 6th Int. Conf. Fuzzy Syst. Knowl. Discovery*, vol. 1. Tianjin, China, Aug. 2009, pp. 277–280.
- [304] M.-R. Amini and P. Gallinari, "Semi-supervised learning with explicit misclassification modeling," in *Proc. 18th Int. Joint Conf. Artif. Intell.*, Acapulco, Mexico, Aug. 2003, pp. 555–560.
- [305] M. Amini and P. Gallinari, "Semi-supervised learning with an imperfect supervisor," *Knowl. Inf. Syst.*, vol. 8, no. 4, pp. 385–413, Nov. 2005.
- [306] A. Krithara, M. Amini, J.-M. Renders, and C. Goutte, "Semi-supervised document classification with a mislabeling error model," in *Proc. 28th Eur. Conf. IR Res.*, London, U.K., Apr. 2008, pp. 370–381.
- [307] A. Blum and T. Mitchell, "Combining labeled and unlabeled data with Co-training," in *Proc. 11th Annu. Conf. Comput. Learn. Theory*, Madison, WI, USA, Jul. 1998, pp. 92–100.
- [308] S. Yu, B. Krishnapuram, R. Rosales, and R. B. Rao, "Bayesian Co-training," *J. Mach. Learn. Res.*, vol. 12, pp. 2649–2680, Sep. 2011.
- [309] M.-L. Zhang and Z.-H. Zhou, "CoTrade: Confident Co-training with data editing," *IEEE Trans. Syst., Man, Cybern. B, Cybern.*, vol. 41, no. 6, pp. 1612–1626, Dec. 2011.
- [310] K. Nigam and R. Ghani, "Analyzing the effectiveness and applicability of Co-training," in *Proc. 9th Int. Conf. Inf. Knowl. Manag.*, McLean, VA, USA, Nov. 2000, pp. 86–93.
- [311] S.-B. Park and B.-T. Zhang, "Co-trained support vector machines for large scale unstructured document classification using unlabeled data and syntactic information," *Inf. Process. Manag.*, vol. 40, no. 3, pp. 421–439, May 2004.
- [312] Q. Xu, D. Hu, H. Xue, W. Yu, and Q. Yang, "Semi-supervised protein subcellular localization," *BMC Bioinform.*, vol. 10(Suppl 1), no. 1, p. S47, Jan. 2009.
- [313] J. Du, C. X. Ling, and Z.-H. Zhou, "When does cotraining work in real data?" *IEEE Trans. Knowl. Data Eng.*, vol. 23, no. 5, pp. 788–799, May 2011.
- [314] K. Tangirala and D. Caragea, "Semi-supervised learning of alternatively spliced exons using Co-training," in *Proc. IEEE BIBM*, Atlanta, GA, USA, Nov. 2011, pp. 243–246.
- [315] D. D. Lewis, Y. Yang, T. G. Rose, and F. Li, "RCV1: A new benchmark collection for text categorization research," *J. Mach. Learn. Res.*, vol. 5, pp. 361–397, Jan. 2004.
- [316] S. Ji and J. Ye, "Generalized linear discriminant analysis: A unified framework and efficient model selection," *IEEE Trans. Neural Netw.*, vol. 19, no. 10, pp. 1768–1782, Oct. 2008.
- [317] E. Niaf, R. Flamar, C. Lartizien, and S. Canu, "Handling uncertainties in SVM classification," in *Proc. IEEE Workshop Statist. Signal Process.*, Nice, France, Jun. 2011, pp. 757–760.
- [318] L. Daza and E. Acuna, "An algorithm for detecting noise on supervised classification," in *Proc. World Congr. Eng. Comput. Sci.*, San Francisco, CA, USA, Oct. 2007, pp. 701–706.



Benoît Frénay received the M.S. and Ph.D. degrees from Université Catholique de Louvain, Louvain, Belgium, in 2007 and 2013, respectively.

His current research interests include machine learning include support vector machines, label noise, extreme learning, graphical models, classification, data clustering, probability density estimation, and feature selection.



Michel Verleysen (M'86) received the M.S. and Ph.D. degrees in electrical engineering from Université Catholique de Louvain, Louvain, Belgium, in 1987 and 1992, respectively.

He is a Full Professor with Université Catholique de Louvain, and the Honorary Research Director of the Belgian National Fund for Scientific Research. He is the author or co-author of more than 250 scientific papers in international journals and books or communications to conferences with a reviewing committee. He is the co-author of the scientific popularization book on artificial neural networks in the series *Que Sais-Je?* in French, and the book *Nonlinear Dimensionality Reduction* (Springer, 2007). His current research interests include machine learning, artificial neural networks, self-organization, time-series forecasting, nonlinear statistics, adaptive signal processing, and high-dimensional data analysis.

Dr. Verleysen is an Editor-in-Chief of the *Neural Processing Letters* (Springer), a Chairman of the Annual ESANN Conference (European Symposium on Artificial Neural Networks, Computational Intelligence and Machine Learning), a past Associate Editor of the *IEEE TRANSACTIONS ON NEURAL NETWORKS*, and a member of the editorial board and program committee of several journals and conferences on neural networks and learning.